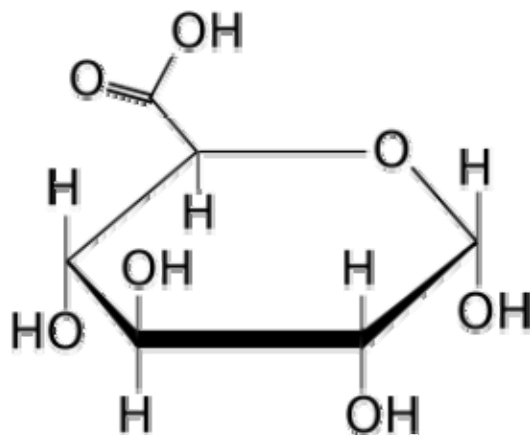


Image:Glucuronic acid stereochem.svg

From Wikipedia, the free encyclopedia

- Image
- File history
- File links



Glucuronic_acid_stereochem.svg (SVG file, nominally 300 × 250 pixels, file size: 15 KB)



This is a file from the Wikimedia Commons. The description on its **description page there** is shown below.

Commons is a freely licensed media file repository. You can help.

Description

Glucuronic acid molecule, stereochemical representation, includes DC and CML metadata.

Source

self-made

Date

2007-07-22

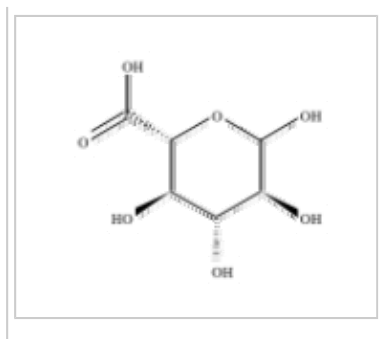
Author

DoSiDo

Permission

(Reusing this image) see below

Other versions



Licensing

I, the copyright holder of this work, hereby publish it under the following licenses:

*Permission is granted to copy, distribute and/or modify this document under the terms of the **GNU Free Documentation License**, Version 1.2 or any later version published by the Free Software Foundation; with no Invariant Sections, no Front-Cover Texts, and no Back-Cover Texts. A copy of the license is included in the section entitled "GNU Free Documentation License".*



Aragonés | العربية | Asturianu | Беларуская (тарашкевіца) | Български | □□□□□ | □□□□□
 □□□□/□□□□□□□□□□□□□□ □□□□□□□□ | Brezhoneg | Bosanski | Català | Cebuano | Český |
 Dansk | Deutsch | Ελληνικά | English | Esperanto | Español | Eesti | Euskara | فارسی | Suomi | Français |
 Gaeilge | Galego | עברית | Hrvatski | Magyar | Bahasa Indonesia | Ido | Íslenska | Italiano | 日本語 |
 ქართული | □□□□□□□□□□□□ | 한국어 | Kurdî / كوردی | Latina | Lëtzebuergesch | Lietuvių |
 Македонски | Bahasa Melayu | Nnapulitano | Nederlands | Norsk (nynorsk) | Norsk (bokmål) | Occitan |
 Polski | Português | Română | Русский | Slovenčina | Slovenščina | Shqip | Српски / Srpski | Svenska |
 తెలుగు | ไทย | Tagalog | Türkçe | Українська | اردو | Tiếng Việt | Volapük | Yorùbá | 中文(简体) | 中文
 (繁體) | +/-

This file is licensed under the Creative Commons Attribution ShareAlike license versions 2.5, 2.0, and 1.0



العربية | Български | Català | Český | Dansk | Deutsch | English | Español | Euskara | فارسی | Français |
 Galego | עברית | Italiano | 日本語 | 한국어 | Lietuvių | Nederlands | Polski | Português | Русский |
 Svenska | தமிழ் | తెలుగు | Türkçe | 中文 | 中文 | +/-

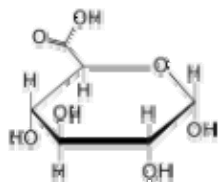
You may select the license of your choice.

File history

Click on a date/time to view the file as it appeared at that time.

Date/Time	Thumbnail	Dimensions	User	Comment
-----------	-----------	------------	------	---------

current 18:53, 22 July 2007



300×250
(15 KB)

{{Information
|Description=Glucuronic acid
molecule, stereochemical
representation, includes DC and
DoSiDo CML metadata. |Source=self-
made |Date=2007-07-22 |Author=
DoSiDo }} Category:Chemical
structures Category:Carboxylic
acids [[Cate)

File links

The following pages on the English Wikipedia link to this file (pages on other projects are not listed):

- Glucuronic acid
- Sugar acid
- Uronic acid
- User:DoSiDo/Gallery

Retrieved from "http://en.wikipedia.org/wiki/Image:Glucuronic_acid_stereochem.svg"
