

APPENDIX I

RESULTS OF THE STATISTICAL TESTS
CONDUCTED ON THE RECREATION EXPERIENCES USING THE
ROS ACTIVITY & ACTIVITY DEPENDENCE VARIABLES

Functional Manner, Activity Mode, Experience.

The functional manner, activity mode, experience is composed of two items: "developing skills and abilities" and "keeping physically fit." Table 258 shows the number of people in each activity/activity dependence category. Table 259 reports the results of the two-way ANOVA for this experience. Only the activity main effect was significant, $F(4, 289) = 3.52, p < .01$. A graph of the nonsignificant interaction effect is shown in Figure 75.

Table 258

Participant Classification for the Two-way ANOVA on the Functional Manner, Activity Mode, Experience using Activity Dependence and ROS Activity

	Low Activity Dependence	Neutral	High Activity Dependence
ROS Activity	<u>n</u>	<u>n</u>	<u>n</u>
Backpack	16	26	41
Cycle	14	15	32
Day Hike	11	9	32
Fish or Hunt	5	9	44
View	6	18	26

Table 259

Two-way ANOVA on the Functional Manner, Activity Mode, Experience using Activity Dependence and ROS Activity

Source	<u>df</u>	<u>SS</u>	<u>F</u>	<u>p</u>	<u>R</u> ²
Between	14	14.390	1.39	.1545	.063
Within	289	213.011			
Total	303	227.400			
Activity	4	10.391	3.52	.0079**	.046
Activity Dependence	2	1.019	0.69	.5018	.004
Activity by Act. Dep.	8	4.295	0.73	.6664	.019

Note. * $p < .05$. ** $p < .01$. *** $p < .005$.

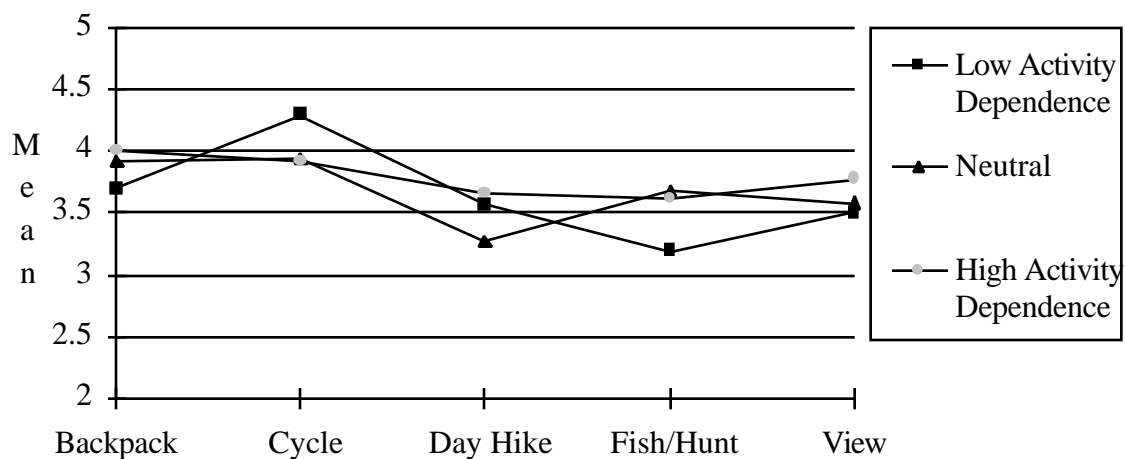


Figure 75: Interaction of Activity Dependence and ROS Activity for the Functional Manner, Activity Mode, Experience

Functional Manner, Place Mode, Experience.

The functional manner, place mode, experience is composed of two items: "viewing the scenery" and "being away from the crowds and noise." Table 260 shows the number of people in each activity/activity dependence category. Table 261 reports the results of the two-way ANOVA for this experience. None of the effects were significant. A graph of the nonsignificant interaction effect is shown in Figure 76.

Table 260

Participant Classification for the Two-way ANOVA on the Functional Manner, Place Mode, Experience using Activity Dependence and ROS Activity

	Low Activity Dependence	Neutral	High Activity Dependence
ROS Activity	<u>n</u>	<u>n</u>	<u>n</u>
Backpack	16	26	41
Cycle	14	15	32
Day Hike	11	9	32
Fish or Hunt	5	9	44
View	6	18	26

Table 261

Two-way ANOVA on the Functional Manner, Place Mode, Experience using Activity
Dependence and ROS Activity

Source	<u>df</u>	<u>SS</u>	<u>F</u>	<u>p</u>	<u>R</u> ²
Between	14	10.076	1.42	.1412	.064
Within	289	146.174			
Total	303	156.249			
Activity	4	4.030	1.99	.0958	.026
Activity Dependence	2	0.627	0.62	.5385	.004
Activity by Act. Dep.	8	2.982	0.74	.6587	.019

Note. * $p < .05$. ** $p < .01$. *** $p < .005$.

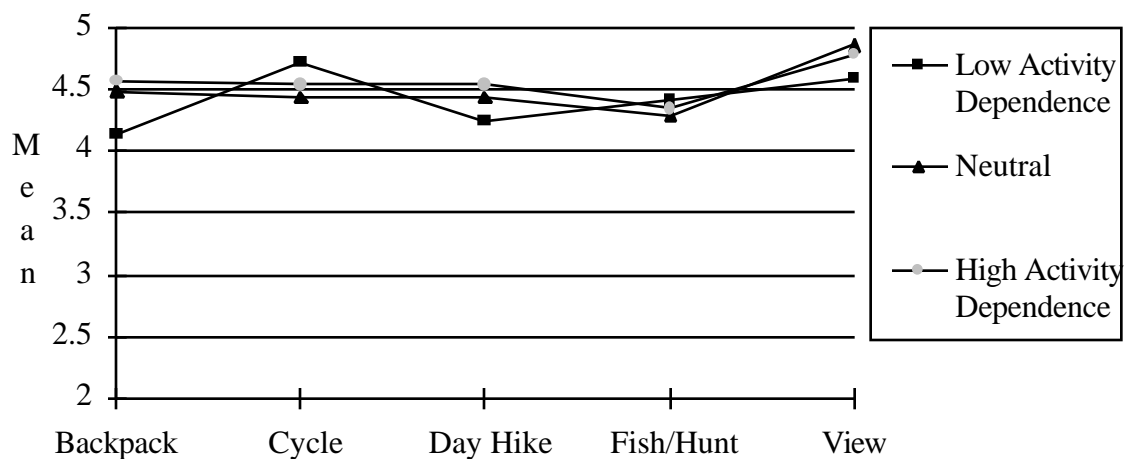


Figure 76: Interaction of Activity Dependence and ROS Activity for the Functional Manner, Place Mode, Experience

Functional Manner, Social Environment Mode, Experience.

The functional manner, social environment mode, experience is composed of three items: "meeting people having similar interests," "meeting new and interesting people," and "sharing your outdoor skills with others." Table 262 shows the number of people in each activity/activity dependence category. Table 263 reports the results of the two-way ANOVA for this experience. Only the activity main effect was significant, $F(4, 288) = 3.14, p < .05$. A graph of the nonsignificant interaction effect is shown in Figure 77.

Table 262

Participant Classification for the Two-way ANOVA on the Functional Manner, Social Environment Mode, Experience using Activity Dependence and ROS Activity

ROS Activity	Low Activity Dependence	Neutral	High Activity Dependence
	<u>n</u>	<u>n</u>	<u>n</u>
Backpack	16	26	41
Cycle	14	15	32
Day Hike	11	9	32
Fish or Hunt	5	8	44
View	6	18	26

Table 263

Two-way ANOVA on the Functional Manner, Social Environment Mode, Experience using Activity Dependence and ROS Activity

Source	<u>df</u>	<u>SS</u>	<u>F</u>	<u>p</u>	<u>R</u> ²
Between	14	22.025	1.70	.0540	.077
Within	288	265.763			
Total	302	287.788			
Activity	4	11.582	3.14	.0151*	.040
Activity Dependence	2	0.574	0.31	.7331	.002
Activity by Act. Dep.	8	9.015	1.22	.2862	.031

Note. * $p < .05$. ** $p < .01$. *** $p < .005$.

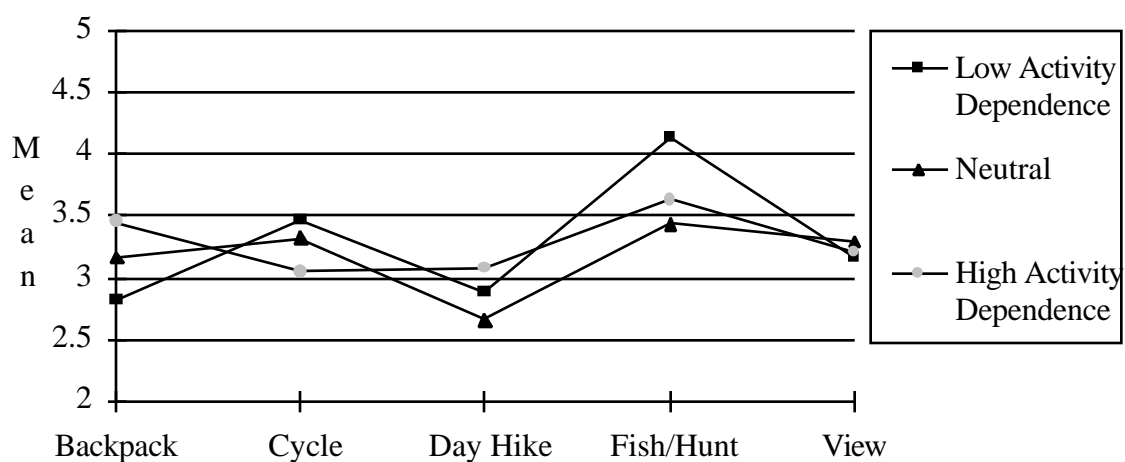


Figure 77: Interaction of Activity Dependence and ROS Activity for the Functional Manner, Social Environment Mode, Experience

Functional Manner, Cognitive Mode, Experience.

The functional manner, cognitive mode, experience is composed of two items: "developing new ideas" and "learning more about nature." Table 264 shows the number of people in each activity/activity dependence category. Table 265 reports the results of the two-way ANOVA for this experience. Only the activity main effect was significant, $F(4, 285) = 3.09, p < .05$. A graph of the nonsignificant interaction effect is shown in Figure 78.

Table 264

Participant Classification for the Two-way ANOVA on the Functional Manner, Cognitive Mode, Experience using Activity Dependence and ROS Activity

ROS Activity	Low Activity Dependence	Neutral	High Activity Dependence
	<u>n</u>	<u>n</u>	<u>n</u>
Backpack	16	26	41
Cycle	14	15	31
Day Hike	10	9	32
Fish or Hunt	5	9	42
View	6	18	26

Table 265

Two-way ANOVA on the Functional Manner, Cognitive Mode, Experience using Activity Dependence and ROS Activity

Source	<u>df</u>	<u>SS</u>	<u>F</u>	<u>p</u>	<u>R</u> ²
Between	14	20.598	1.78	.0410*	.080
Within	285	235.465			
Total	299	256.063			
Activity	4	10.212	3.09	.0163*	.040
Activity Dependence	2	1.663	1.01	.3668	.006
Activity by Act. Dep.	8	4.135	0.63	.7561	.016

Note. * $p < .05$. ** $p < .01$. *** $p < .005$.

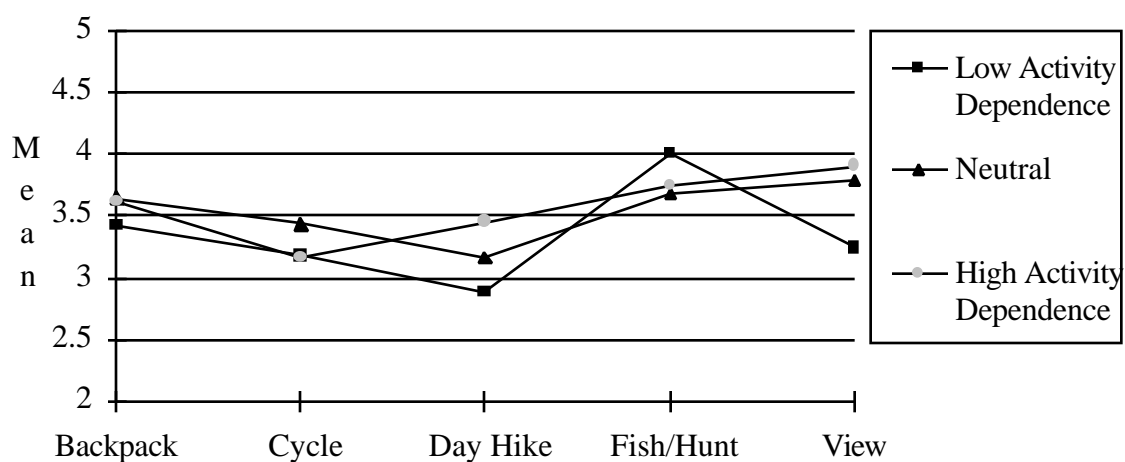


Figure 78: Interaction of Activity Dependence and ROS Activity for the Functional Manner, Cognitive Mode, Experience

Self-Evaluative Manner Experience.

The self-evaluative manner experience is composed of: "feeling more self-confident," "feeling more self-reliant," "control over my time and activities," "being able to achieve my goals," "controlling my thoughts and feelings," and "letting others see me as I really am." Table 266 shows the number of people in each class. Table 267 reports the results of the ANOVA for this experience. Only the activity dependence effect was significant, $F(2, 288) = 3.53, p < .05, R^2 = .022$. A graph of the nonsignificant interaction effect is shown in Figure 79. According to the Tukey's test (Table 268), people with high activity dependence ($M = 3.56$) rated this experience significantly higher than people with low activity dependence ($M = 3.17$).

Table 266

Participant Classification for the Two-way ANOVA on the Self-Evaluative Manner Experience using Activity Dependence and ROS Activity

	Low Activity Dependence	Neutral	High Activity Dependence
ROS Activity	<u>n</u>	<u>n</u>	<u>n</u>
Backpack	16	26	41
Cycle	14	15	32
Day Hike	11	9	31
Fish or Hunt	5	9	44
View	6	18	26

Table 267

Two-way ANOVA on the Self-Evaluative Manner Experience using Activity Dependence and ROS Activity

Source	<u>df</u>	<u>SS</u>	<u>F</u>	<u>p</u>	<u>R</u> ²
Between	14	20.319	1.98	.0189*	.088
Within	288	210.670			
Total	302	230.989			
Activity	4	3.663	1.25	.2892	.016
Activity Dependence	2	5.168	3.53	.0305*	.022
Activity by Act. Dep.	8	10.064	1.72	.0934	.044

Note. * $p < .05$. ** $p < .01$. *** $p < .005$.

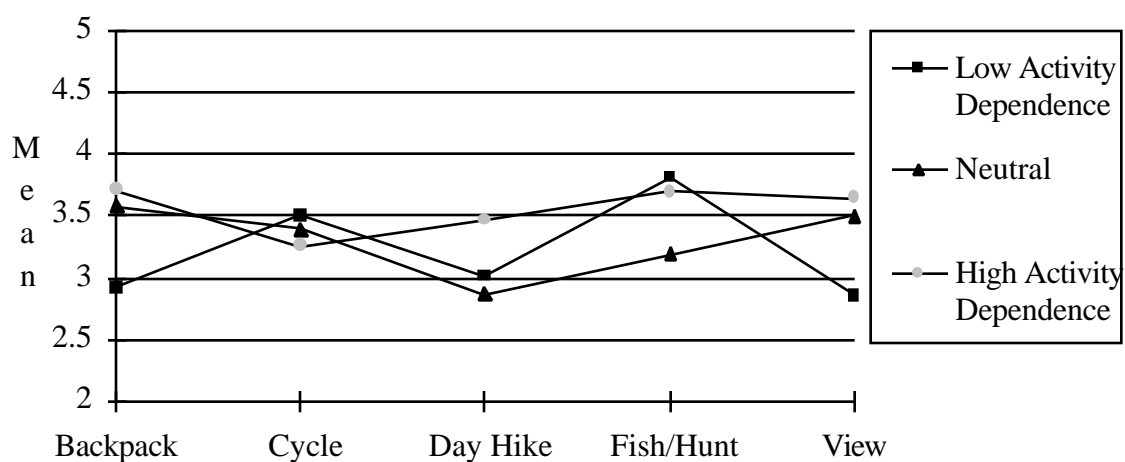


Figure 79: Interaction of Activity Dependence and ROS Activity for the Self-Evaluative Manner Experience

Table 268

Tukey's Multiple Comparison Test using Activity Dependence on the Self-Evaluative Manner Experience

Activity Dependence	<u>M</u>	Tukey's Test
High Activity Dependence	3.56	A
Neutral	3.40	A B
Low Activity Dependence	3.17	B

Note. Means having different letters differ significantly at $p < .05$.

Identity Manner Experience.

The identity manner experience is composed of five items: "feeling I'm part of something much bigger," "feeling a sense of oneness with nature," "being reminded of the things that matter most in my life," "thinking about my life and personal values," and "learning more about who I am." Table 269 shows the number of people in each activity/activity dependence category. Table 270 reports the results of the two-way ANOVA for this experience. None of the effects were significant. A graph of the nonsignificant interaction effect is shown in Figure 80.

Table 269

Participant Classification for the Two-way ANOVA on the Identity Manner Experience using Activity Dependence and ROS Activity

	Low Activity Dependence	Neutral	High Activity Dependence
ROS Activity	<u>n</u>	<u>n</u>	<u>n</u>
Backpack	16	26	41
Cycle	14	15	32
Day Hike	11	9	32
Fish or Hunt	5	9	44
View	6	18	26

Table 270

Two-way ANOVA on the Identity Manner Experience using Activity Dependence and ROSActivity

Source	<u>df</u>	<u>SS</u>	<u>F</u>	<u>p</u>	<u>R</u> ²
Between	14	21.931	1.97	.0197*	.087
Within	289	229.376			
Total	303	251.308			
Activity	4	5.473	1.72	.1447	.022
Activity Dependence	2	4.448	2.80	.0624	.018
Activity by Act. Dep.	8	9.924	1.56	.1356	.039

Note. * $p < .05$. ** $p < .01$. *** $p < .005$.

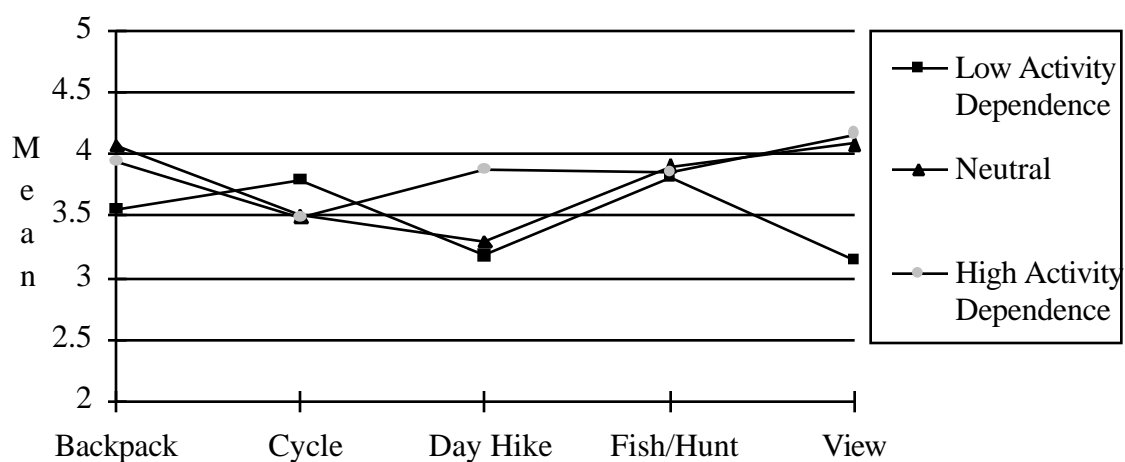


Figure 80: Interaction of Activity Dependence and ROS Activity for the Identity Manner Experience

Affective Manner Experience.

The affective manner experience is composed of three items: "experiencing tranquillity," "experiencing excitement," and "releasing or reducing built-up tensions." Table 271 shows the number of people in each category. Table 272 reports the results of the two-way ANOVA for this experience. Only the activity dependence main effect was significant, $F(2, 285) = 6.79, p < .005, R^2 = .043$. Figure 81 shows a graph of the nonsignificant interaction effect. According to the Tukey's test (Table 273), recreationists with either high activity dependence ($M = 3.99$) or who were neutral ($M = 3.91$) rated the affective manner experience significantly higher than people with low activity dependence ($M = 3.54$).

Table 271

Participant Classification for the Two-way ANOVA on the Affective Manner Experience using Activity Dependence and ROS Activity

	Low Activity Dependence	Neutral	High Activity Dependence
ROS Activity	<u>n</u>	<u>n</u>	<u>n</u>
Backpack	16	26	41
Cycle	14	15	32
Day Hike	11	9	31
Fish or Hunt	5	8	42
View	6	18	26

Table 272

Two-way ANOVA on the Affective Manner Experience using Activity Dependence and ROS Activity

Source	<u>df</u>	<u>SS</u>	<u>F</u>	<u>p</u>	<u>R</u> ²
Between	14	20.973	2.12	.0109*	.094
Within	285	201.043			
Total	299	222.015			
Activity	4	2.152	0.76	.5502	.010
Activity Dependence	2	9.573	6.79	.0013***	.043
Activity by Act. Dep.	8	8.503	1.51	.1544	.038

Note. * $p < .05$. ** $p < .01$. *** $p < .005$.

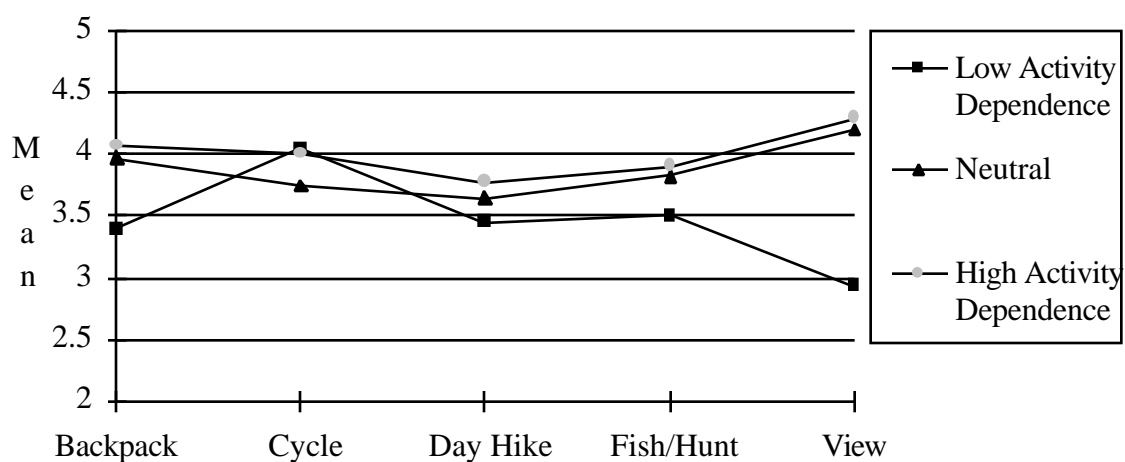


Figure 81: Interaction of Activity Dependence and ROS Activity for the Affective Manner Experience

Table 273

Tukey's Multiple Comparison Test using Activity Dependence on the Affective Manner
Experience

Activity Dependence	<u>M</u>	Tukey's Test
High Activity Dependence	3.99	A
Neutral	3.91	A
Low Activity Dependence	3.54	B

Note. Means having different letters differ significantly at $p < .05$.

Absorption Manner, Challenge Dimension, Experience.

The absorption manner, challenge dimension, experience is composed of two items: "taking risks" and "being creative." Table 274 shows the number of people in each activity/activity dependence category. Table 275 reports the results of the two-way ANOVA for this experience. Only the activity main effect was significant, $F(4, 282) = 8.10, p < .005, R^2 = .099$. Figure 82 shows a graph of the nonsignificant interaction effect.

Table 274

Participant Classification for the Two-way ANOVA on the Absorption Manner, Challenge Dimension, Experience using Activity Dependence and ROS Activity

	Low Activity Dependence	Neutral	High Activity Dependence
ROS Activity	<u>n</u>	<u>n</u>	<u>n</u>
Backpack	16	26	41
Cycle	14	14	32
Day Hike	11	9	30
Fish or Hunt	5	8	41
View	6	18	26

Table 275

Two-way ANOVA on the Absorption Manner, Challenge Dimension, Experience using Activity Dependence and ROS Activity

Source	<u>df</u>	<u>SS</u>	<u>F</u>	<u>p</u>	<u>R²</u>
Between	14	42.718	3.33	.0001***	.099
Within	282	258.297			
Total	296	301.015			
Activity	4	29.677	8.10	.0001***	.099
Activity Dependence	2	1.483	0.81	.4462	.004
Activity by Act. Dep.	8	3.610	0.49	.8611	.012

Note. * $p < .05$. ** $p < .01$. *** $p < .005$.

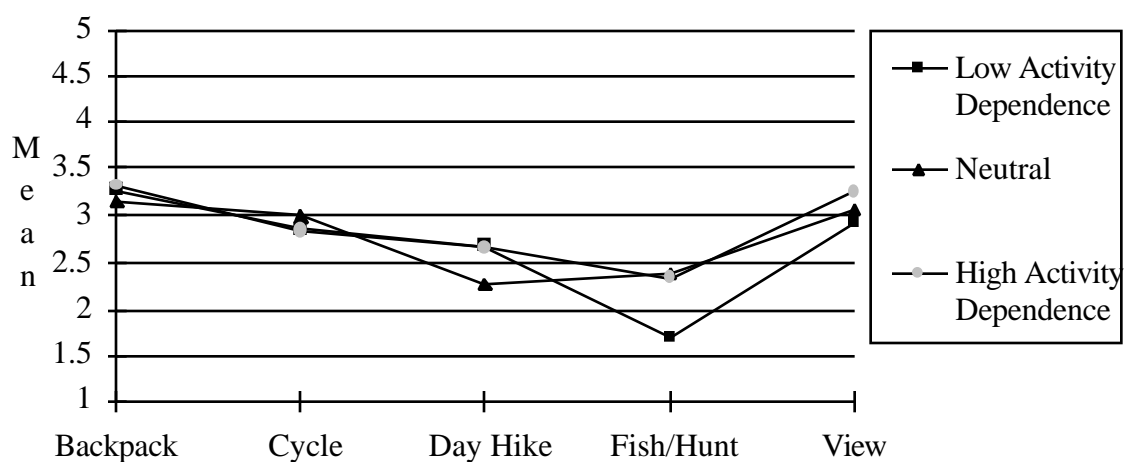


Figure 82: Interaction of Activity Dependence and ROS Activity for the Absorption Manner, Challenge Dimension, Experience

Absorption Manner, Attention Dimension, Experience.

The absorption manner, attention dimension, experience is composed of three items: "becoming so absorbed in my experience that I lose track of everything around me," "living only in the moment; forgetting the everyday worries of life," and "enjoying this visit so much I lose track of time." Table 276 shows the number of people in each activity/activity dependence category. Table 277 reports the results of the two-way ANOVA for this experience. None of the effects were significant. Figure 83 shows a graph of the nonsignificant interaction effect.

Table 276

Participant Classification for the Two-way ANOVA on the Absorption Manner, Attention Dimension, Experience using Activity Dependence and ROS Activity

	Low Activity Dependence	Neutral	High Activity Dependence
ROS Activity	<u>n</u>	<u>n</u>	<u>n</u>
Backpack	16	26	41
Cycle	14	15	32
Day Hike	11	9	31
Fish or Hunt	5	8	44
View	6	18	26

Table 277

Two-way ANOVA on the Absorption Manner, Attention Dimension, Experience using Activity Dependence and ROS Activity

Source	<u>df</u>	<u>SS</u>	<u>F</u>	<u>p</u>	<u>R²</u>
Between	14	17.460	1.35	.1799	.062
Within	287	266.041			
Total	301	283.501			
Activity	4	6.034	1.63	.1674	.021
Activity Dependence	2	2.443	1.32	.2694	.009
Activity by Act. Dep.	8	5.449	0.73	.6608	.019

Note. * $p < .05$. ** $p < .01$. *** $p < .005$.

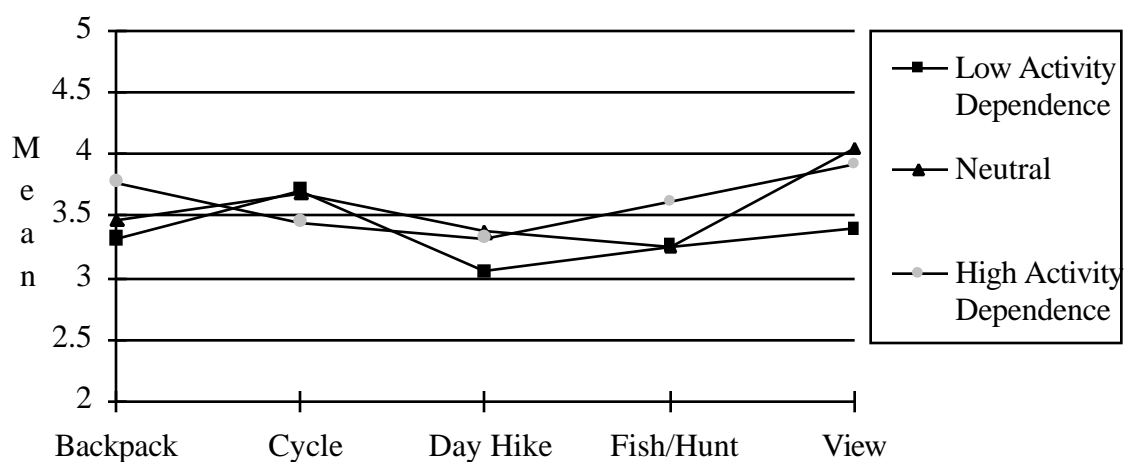


Figure 83: Interaction of Activity Dependence and ROS Activity for the Absorption Manner, Attention Dimension, Experience

Interdependent Self-Construal Experience.

The interdependent self-construal experience is composed of three items: "understanding my companions' thoughts and feelings," "finding happiness in my companions achievements," and "finding harmony with my companions." Table 278 shows the number of people in each activity/activity dependence category. Table 279 reports the results of the two-way ANOVA for this experience. Only the activity main effect was significant, $F(4, 285) = 2.60, p < .05, R^2 = .035$. Figure 84 shows a graph of the nonsignificant interaction effect.

Table 278

Participant Classification for the Two-way ANOVA on the Interdependent Self-Construal Experience using Activity Dependence and ROS Activity

	Low Activity Dependence	Neutral	High Activity Dependence
ROS Activity	<u>n</u>	<u>n</u>	<u>n</u>
Backpack	16	26	41
Cycle	14	15	32
Day Hike	9	9	32
Fish or Hunt	5	9	42
View	6	18	26

Table 279

Two-way ANOVA on the Interdependent Self-Construal Experience using ActivityDependence and ROS Activity

Source	<u>df</u>	<u>SS</u>	<u>F</u>	<u>p</u>	<u>R</u> ²
Between	14	15.271	1.18	.2892	.055
Within	285	263.256			
Total	299	278.528			
Activity	4	9.609	2.60	.0364*	.035
Activity Dependence	2	3.045	1.65	.1942	.011
Activity by Act. Dep.	8	3.378	0.46	.8855	.012

Note. * $p < .05$. ** $p < .01$. *** $p < .005$.

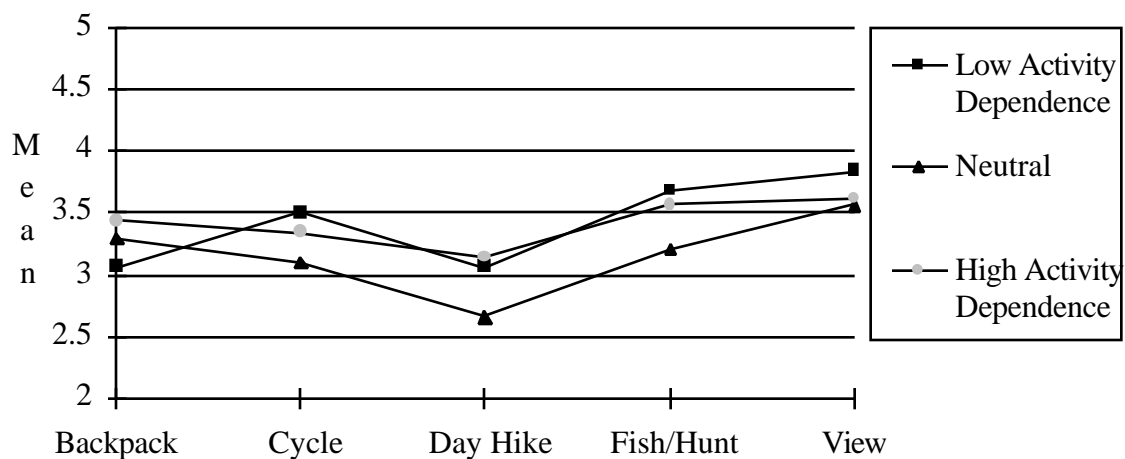


Figure 84: Interaction of Activity Dependence and ROS Activity for the Interdependent Self-Construal Experience

APPENDIX J

RESULTS OF THE STATISTICAL TESTS
CONDUCTED ON THE RECREATION EXPERIENCES USING THE
ROS SETTING & ACTIVITY DEPENDENCE VARIABLES

Functional Manner, Activity Mode, Experience.

The functional manner, activity mode, experience is composed of two items: "developing skills and abilities" and "keeping physically fit." Table 280 shows the number of people in each setting/activity dependence category. Table 281 reports the results of the two-way ANOVA for this experience. None of the effects were significant. A graph of the nonsignificant interaction effect is shown in Figure 85.

Table 280

Participant Classification for the Two-way ANOVA on the Functional Manner, Activity Mode, Experience using Activity Dependence and ROS Setting

	Low Activity Dependence	Neutral	High Activity Dependence
ROS Setting	<u>n</u>	<u>n</u>	<u>n</u>
Semi-primitive Non-motor.	43	59	109
Roaded Natural	23	34	77
Rural	5	16	26

Table 281

Two-way ANOVA on the Functional Manner, Activity Mode, Experience using Activity
Dependence and ROS Setting

Source	<u>df</u>	<u>SS</u>	<u>F</u>	<u>p</u>	<u>R²</u>
Between	8	5.683	0.90	.5139	.019
Within	383	301.307			
Total	391	306.990			
Setting	2	2.468	1.57	.2096	.008
Activity Dependence	2	0.833	0.53	.5895	.003
Setting by Act. Dep.	4	2.668	0.85	.4955	.009

Note. * $p < .05$. ** $p < .01$. *** $p < .005$.

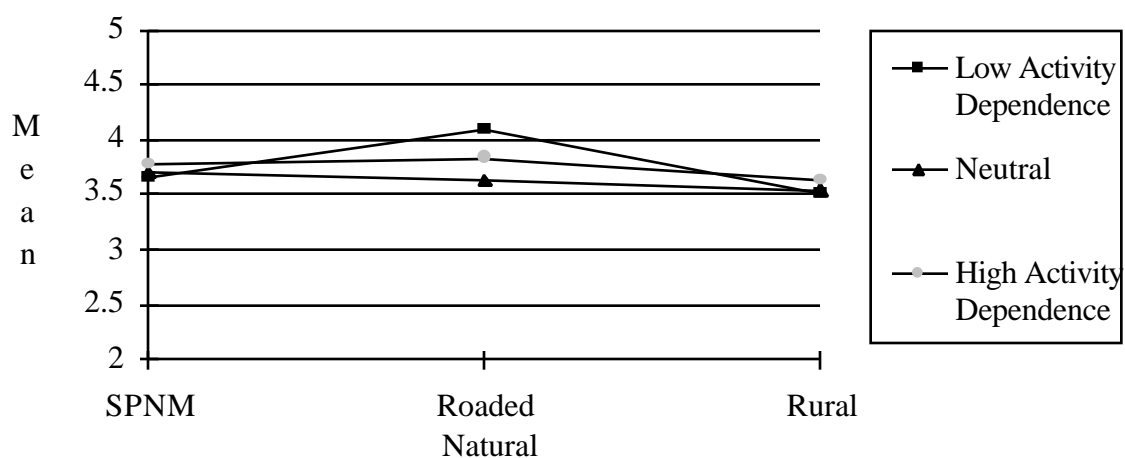


Figure 85: Interaction of Activity Dependence and ROS Setting for the Functional Manner, Activity Mode, Experience

Functional Manner, Place Mode, Experience.

The functional manner, place mode, experience is composed of two items: "viewing the scenery" and "being away from the crowds and noise." Table 282 shows the number of people in each setting/activity dependence category. Table 283 reports the results of the two-way ANOVA for this experience. None of the effects were significant. A graph of the nonsignificant interaction effect is shown in Figure 86.

Table 282

Participant Classification for the Two-way ANOVA on the Functional Manner, Place Mode, Experience using Activity Dependence and ROS Setting

	Low Activity Dependence	Neutral	High Activity Dependence
ROS Setting	<u>n</u>	<u>n</u>	<u>n</u>
Semi-primitive Non-motor.	43	59	108
Roaded Natural	23	34	77
Rural	5	16	27

Table 283

Two-way ANOVA on the Functional Manner, Place Mode, Experience using Activity
Dependence and ROS Setting

Source	<u>df</u>	<u>SS</u>	<u>F</u>	<u>p</u>	<u>R</u> ²
Between	8	5.137	1.23	.2779	.025
Within	383	199.340			
Total	391	204.477			
Setting	2	1.658	1.59	.2047	.008
Activity Dependence	2	0.542	0.52	.5947	.003
Setting by Act. Dep.	4	4.413	2.12	.0777	.022

Note. * $p < .05$. ** $p < .01$. *** $p < .005$.

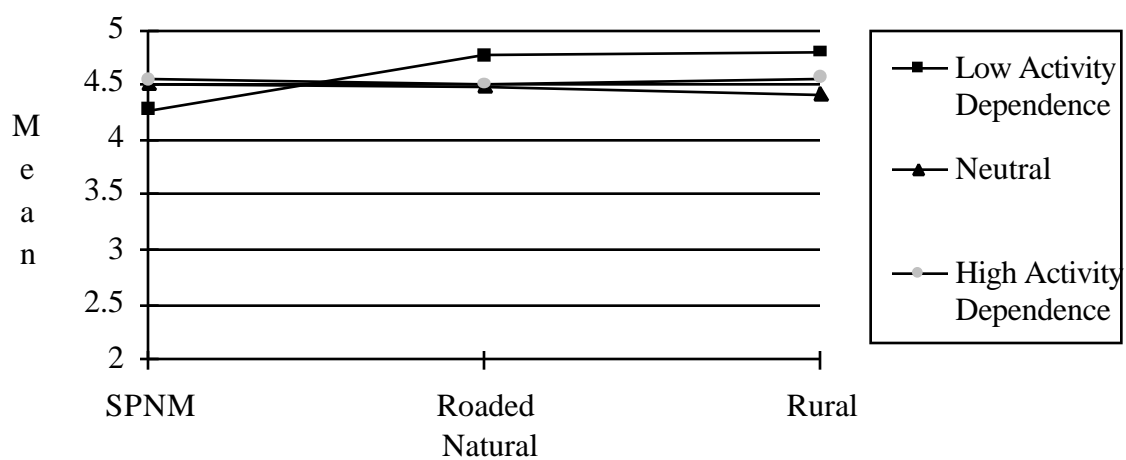


Figure 86: Interaction of Activity Dependence and ROS Setting for the Functional Manner, Place Mode, Experience

Functional Manner, Social Environment Mode, Experience.

The functional manner, social environment mode, experience is composed of three items: "meeting people having similar interests," "meeting new and interesting people," and "sharing your outdoor skills with others." Table 284 shows the number of people in each setting/activity dependence category. Table 285 reports the results of the two-way ANOVA for this experience. Only the setting main effect was significant, $F(2, 383) = 5.90, p < .005$. A graph of the nonsignificant interaction effect is shown in Figure 87.

Table 284

Participant Classification for the Two-way ANOVA on the Functional Manner, Social Environment Mode, Experience using Activity Dependence and ROS Setting

	Low Activity Dependence	Neutral	High Activity Dependence
ROS Setting	<u>n</u>	<u>n</u>	<u>n</u>
Semi-primitive Non-motor.	43	58	109
Roaded Natural	23	34	77
Rural	5	16	27

Table 285

Two-way ANOVA on the Functional Manner, Social Environment Mode, Experience using Activity Dependence and ROS Setting

Source	<u>df</u>	<u>SS</u>	<u>F</u>	<u>p</u>	<u>R²</u>
Between	8	14.755	1.85	.0668	.037
Within	383	382.030			
Total	391	396.785			
Setting	2	11.762	5.90	.0030***	.030
Activity Dependence	2	1.527	0.77	.4657	.004
Setting by Act. Dep.	4	2.706	0.68	.6074	.007

Note. * $p < .05$. ** $p < .01$. *** $p < .005$.

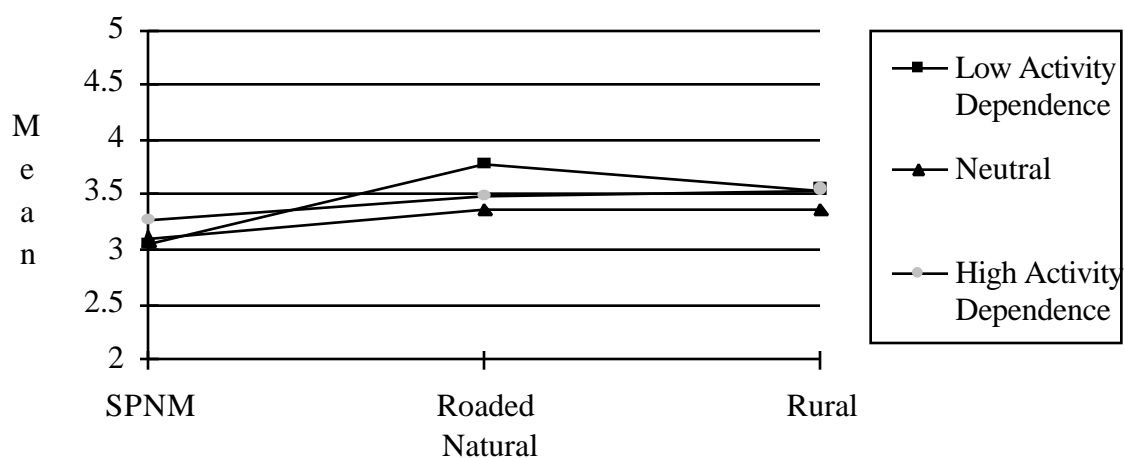


Figure 87: Interaction of Activity Dependence and ROS Setting for the Functional Manner, Social Environment Mode, Experience

Functional Manner, Cognitive Mode, Experience.

The functional manner, cognitive mode, experience is composed of two items: "developing new ideas" and "learning more about nature." Table 286 shows the number of people in each setting/activity dependence category. Table 287 reports the results of the two-way ANOVA for this experience. None of the effects were significant. A graph of the nonsignificant interaction effect is shown in Figure 88.

Table 286

Participant Classification for the Two-way ANOVA on the Functional Manner, Cognitive Mode, Experience using Activity Dependence and ROS Setting

ROS Setting	Low Activity Dependence	Neutral	High Activity Dependence
	<u>n</u>	<u>n</u>	<u>n</u>
Semi-primitive Non-motor.	42	59	109
Roaded Natural	22	34	75
Rural	5	16	26

Table 287

Two-way ANOVA on the Functional Manner, Cognitive Mode, Experience using Activity Dependence and ROS Setting

Source	<u>df</u>	<u>SS</u>	<u>F</u>	<u>p</u>	<u>R</u> ²
Between	8	7.655	1.12	.3478	.023
Within	379	323.473			
Total	387	331.129			
Setting	2	0.600	0.35	.7037	.002
Activity Dependence	2	3.858	2.26	.1057	.012
Setting by Act. Dep.	4	2.556	0.75	.5593	.008

Note. * $p < .05$. ** $p < .01$. *** $p < .005$.

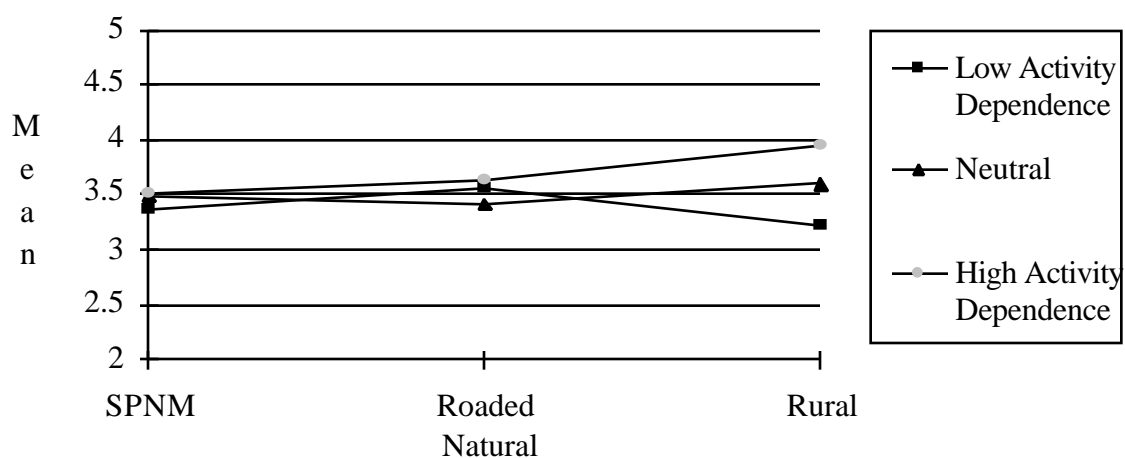


Figure 88: Interaction of Activity Dependence and ROS Setting for the Functional Manner, Cognitive Mode, Experience

Self-Evaluative Manner Experience.

The self-evaluative manner experience is composed of six items: "feeling more self-confident," "feeling more self-reliant," "control over my time and activities," "being able to achieve my goals," "controlling my thoughts and feelings," and "letting others see me as I really am." Table 288 shows the number of people in each setting/activity dependence category. Table 289 reports the results of the two-way ANOVA for this experience. None of the effects were significant. A graph of the nonsignificant interaction effect is shown in Figure 89.

Table 288

Participant Classification for the Two-way ANOVA on the Self-Evaluative Manner Experience using Activity Dependence and ROS Setting

	Low Activity Dependence	Neutral	High Activity Dependence
ROS Setting	<u>n</u>	<u>n</u>	<u>n</u>
Semi-primitive Non-motor.	43	59	108
Roaded Natural	21	33	77
Rural	5	16	28

Table 289

Two-way ANOVA on the Self-Evaluative Manner Experience using Activity Dependence and ROS Setting

Source	<u>df</u>	<u>SS</u>	<u>F</u>	<u>p</u>	<u>R²</u>
Between	8	10.249	1.69	.0988	.034
Within	381	288.605			
Total	389	298.854			
Setting	2	1.999	1.32	.2685	.007
Activity Dependence	2	2.812	1.86	.1577	.009
Setting by Act. Dep.	4	3.275	1.08	.3657	.011

Note. * $p < .05$. ** $p < .01$. *** $p < .005$.

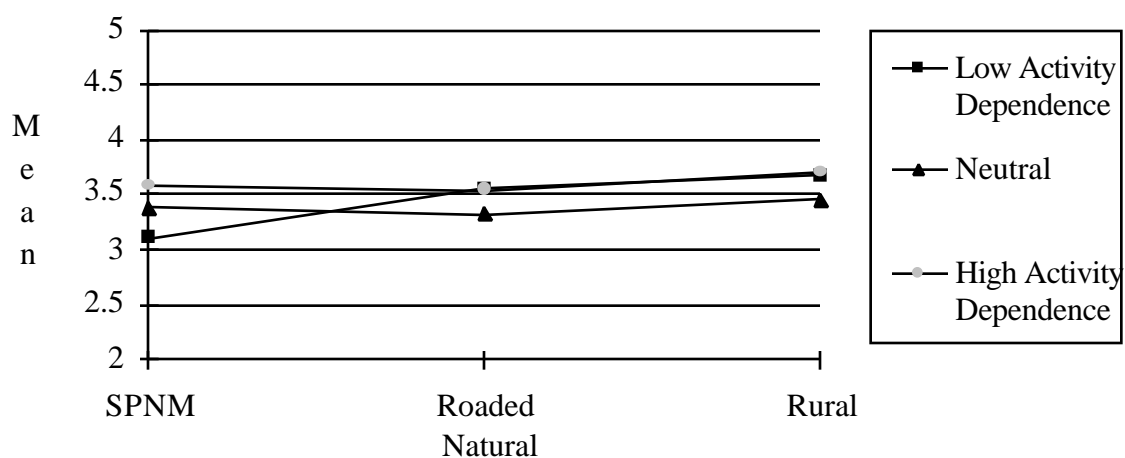


Figure 89: Interaction of Activity Dependence and ROS Setting for the Self-Evaluative Manner Experience

Identity Manner Experience.

The identity manner experience is composed of five items: "feeling I'm part of something much bigger," "feeling a sense of oneness with nature," "being reminded of the things that matter most in my life," "thinking about my life and personal values," and "learning more about who I am." Table 290 shows the number of people in each setting/activity dependence category. Table 291 reports the results of the two-way ANOVA for this experience. None of the effects were significant. A graph of the nonsignificant interaction effect is shown in Figure 90.

Table 290

Participant Classification for the Two-way ANOVA on the Identity Manner Experience using Activity Dependence and ROS Setting

ROS Setting	Low Activity Dependence	Neutral	High Activity Dependence
	<u>n</u>	<u>n</u>	<u>n</u>
Semi-primitive Non-motor.	43	59	109
Roaded Natural	23	34	77
Rural	5	16	28

Table 291

Two-way ANOVA on the Identity Manner Experience using Activity Dependence and ROSSetting

Source	<u>df</u>	<u>SS</u>	<u>F</u>	<u>p</u>	<u>R²</u>
Between	8	11.802	1.75	.0847	.035
Within	385	323.827			
Total	393	335.628			
Setting	2	3.518	2.09	.1249	.010
Activity Dependence	2	0.020	0.01	.9884	.000
Setting by Act. Dep.	4	6.786	2.02	.0914	.020

Note. * $p < .05$. ** $p < .01$. *** $p < .005$.

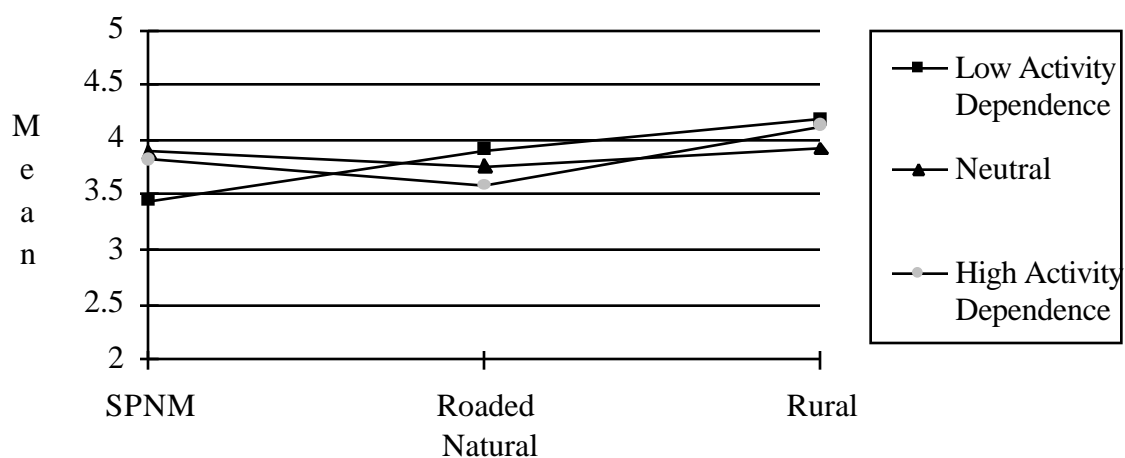


Figure 90: Interaction of Activity Dependence and ROS Setting for the Identity Manner Experience

Affective Manner Experience.

The affective manner experience is composed of three items: "experiencing tranquillity," "experiencing excitement," and "releasing or reducing built-up tensions."

Table 292 shows the number of people in each setting/activity dependence category. Table 293 reports the results of the two-way ANOVA for this experience. None of the effects were significant. A graph of the nonsignificant interaction effect is shown in Figure 91.

Table 292

Participant Classification for the Two-way ANOVA on the Affective Manner Experience using Activity Dependence and ROS Setting

ROS Setting	Low Activity Dependence	Neutral	High Activity Dependence
	<u>n</u>	<u>n</u>	<u>n</u>
Semi-primitive Non-motor.	43	58	106
Roaded Natural	22	33	77
Rural	5	16	27

Table 293

Two-way ANOVA on the Affective Manner Experience using Activity Dependence and ROS Setting

Source	<u>df</u>	<u>SS</u>	<u>F</u>	<u>p</u>	<u>R</u> ²
Between	8	13.803	2.22	.0254*	.045
Within	378	293.764			
Total	386	307.567			
Setting	2	3.124	2.01	.1355	.010
Activity Dependence	2	3.204	2.06	.1287	.010
Setting by Act. Dep.	4	3.529	1.14	.3395	.011

Note. * $p < .05$. ** $p < .01$. *** $p < .005$.

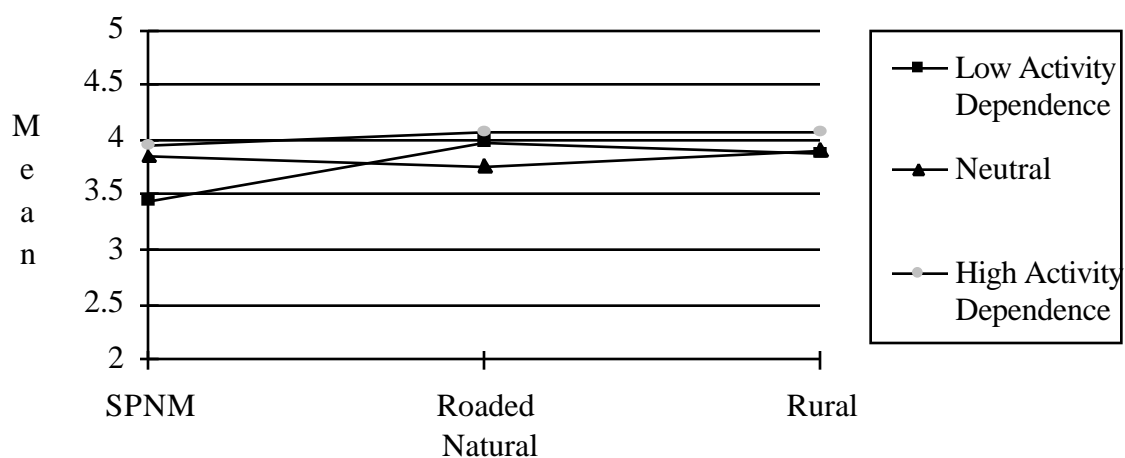


Figure 91: Interaction of Activity Dependence and ROS Setting for the Affective Manner Experience

Absorption Manner, Challenge Dimension, Experience.

The absorption manner, challenge dimension, experience is composed of two items: "taking risks" and "being creative." Table 294 shows the number of people in each setting/activity dependence category. Table 295 reports the results of the two-way ANOVA for this experience. Only the setting main effect was significant, $F(2, 370) = 3.19, p < .05$. A graph of the nonsignificant interaction effect is shown in Figure 92.

Table 294

Participant Classification for the Two-way ANOVA on the Absorption Manner, Challenge Dimension, Experience using Activity Dependence and ROS Setting

	Low Activity Dependence	Neutral	High Activity Dependence
ROS Setting	<u>n</u>	<u>n</u>	<u>n</u>
Semi-primitive Non-motor.	43	58	105
Roaded Natural	20	31	76
Rural	5	16	25

Table 295

Two-way ANOVA on the Absorption Manner, Challenge Dimension, Experience using Activity Dependence and ROS Setting

Source	<u>df</u>	<u>SS</u>	<u>F</u>	<u>p</u>	<u>R²</u>
Between	8	15.157	1.83	.0711	.038
Within	370	384.100			
Total	378	399.257			
Setting	2	6.622	3.19	.0423*	.017
Activity Dependence	2	0.966	0.47	.6282	.002
Setting by Rec. Act.	4	2.382	0.57	.6820	.006

Note. * $p < .05$. ** $p < .01$. *** $p < .005$.

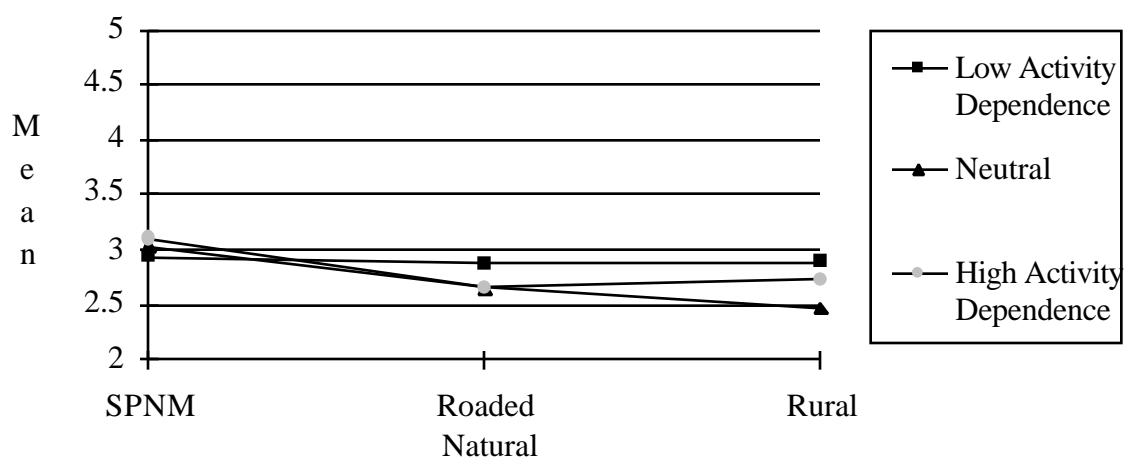


Figure 91: Interaction of Activity Dependence and ROS Setting for the Absorption Manner, Challenge Dimension, Experience

Absorption Manner, Attention Dimension, Experience.

The absorption manner, attention dimension, experience is composed of three items: "becoming so absorbed in my experience that I lose track of everything around me," "living only in the moment; forgetting the everyday worries of life," and "enjoying this visit so much I lose track of time." Table 296 shows the number of people in each setting/activity dependence category. Table 297 reports the results of the two-way ANOVA for this experience. None of the effects were significant. A graph of the nonsignificant interaction effect is shown in Figure 93.

Table 296

Participant Classification for the Two-way ANOVA on the Absorption Manner, Attention Dimension, Experience using Activity Dependence and ROS Setting

	Low Activity Dependence	Neutral	High Activity Dependence
ROS Setting	<u>n</u>	<u>n</u>	<u>n</u>
Semi-primitive Non-motor.	43	58	108
Roaded Natural	20	34	77
Rural	5	16	28

Table 297

Two-way ANOVA on the Absorption Manner, Attention Dimension, Experience using
Activity Dependence and ROS Setting

Source	<u>df</u>	<u>SS</u>	<u>F</u>	<u>p</u>	<u>R²</u>
Between	8	11.412	1.49	.1586	.030
Within	380	363.557			
Total	388	374.968			
Setting	2	3.341	1.75	.1759	.009
Activity Dependence	2	2.981	1.56	.2119	.008
Setting by Act. Dep.	4	5.054	1.32	.2616	.013

Note. * $p < .05$. ** $p < .01$. *** $p < .005$.

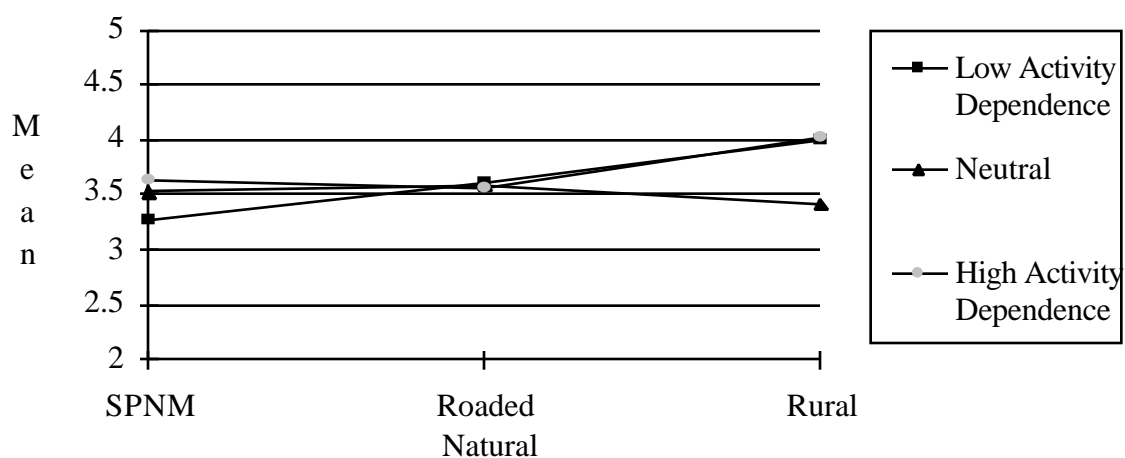


Figure 92: Interaction of Activity Dependence and ROS Setting for the Absorption
Manner, Attention Dimension, Experience

Interdependent Self-Construal Experience.

The interdependent self-construal experience is composed of three items: "understanding my companions' thoughts and feelings," "finding happiness in my companions achievements," and "finding harmony with my companions." Table 298 shows the number of people in each setting/activity dependence category. Table 299 reports the results of the two-way ANOVA for this experience. Only the setting main effect was significant, $F(2, 376) = 3.65, p < .05$. A graph of the nonsignificant interaction effect is shown in Figure 94.

Table 298

Participant Classification for the Two-way ANOVA on the Interdependent Self-Construal Experience using Activity Dependence and ROS Setting

	Low Activity Dependence	Neutral	High Activity Dependence
ROS Setting	<u>n</u>	<u>n</u>	<u>n</u>
Semi-primitive Non-motor.	41	59	107
Roaded Natural	20	34	76
Rural	5	16	27

Table 299

Two-way ANOVA on the Interdependent Self-Construal Experience using Activity
Dependence and ROS Setting

Source	<u>df</u>	<u>SS</u>	<u>F</u>	<u>p</u>	<u>R</u> ²
Between	8	12.130	1.62	.1185	.033
Within	376	352.829			
Total	384	364.959			
Setting	2	6.847	3.65	.0270*	.019
Activity Dependence	2	2.174	1.16	.3152	.008
Setting by Act. Dep.	4	0.303	0.08	.9883	.001

Note. * $p < .05$. ** $p < .01$. *** $p < .005$.

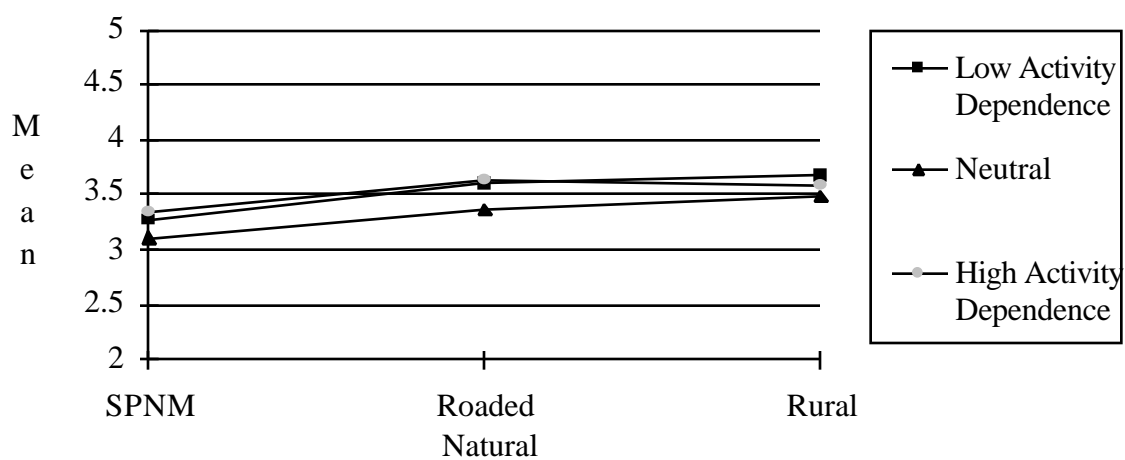


Figure 93: Interaction of Activity Dependence and ROS Setting for the Interdependent
Self-Construal Experience

APPENDIX K

RESULTS OF THE STATISTICAL TESTS
CONDUCTED ON THE RECREATION EXPERIENCES USING THE
ROS EXPERTISE & ACTIVITY DEPENDENCE VARIABLES

Functional Manner, Activity Mode, Experience.

The functional manner, activity mode, experience is composed of: "developing skills and abilities" and "keeping physically fit." Table 300 reports the number of people in each expertise/activity dependence category. Table 301 shows that only the expertise main effect was significant, $F(2, 338) = 4.15, p < .05$. The nonsignificant interaction effect is illustrated in Figure 95.

Table 300

Participant Classification for the Two-way ANOVA on the Functional Manner, Activity Mode, Experience using Activity Dependence and ROS Expertise

	Low Activity Dependence	Neutral	High Activity Dependence
ROS Expertise	<u>n</u>	<u>n</u>	<u>n</u>
Novice	30	42	70
Expert	28	53	121

Table 301

Two-way ANOVA on the Functional Manner, Activity Mode, Experience using Activity Dependence and ROS Expertise

Source	<u>df</u>	<u>SS</u>	<u>F</u>	<u>p</u>	<u>R²</u>
Between	5	5.066	1.29	.2666	.019
Within	338	264.934			
Total	343	269.999			
Expertise	1	3.251	4.15	.0425*	.012
Activity Dependence	2	0.546	0.35	.7062	.002
Expertise by Act. Dep.	2	0.253	0.16	.8512	.001

Note. * $p < .05$. ** $p < .01$. *** $p < .005$.

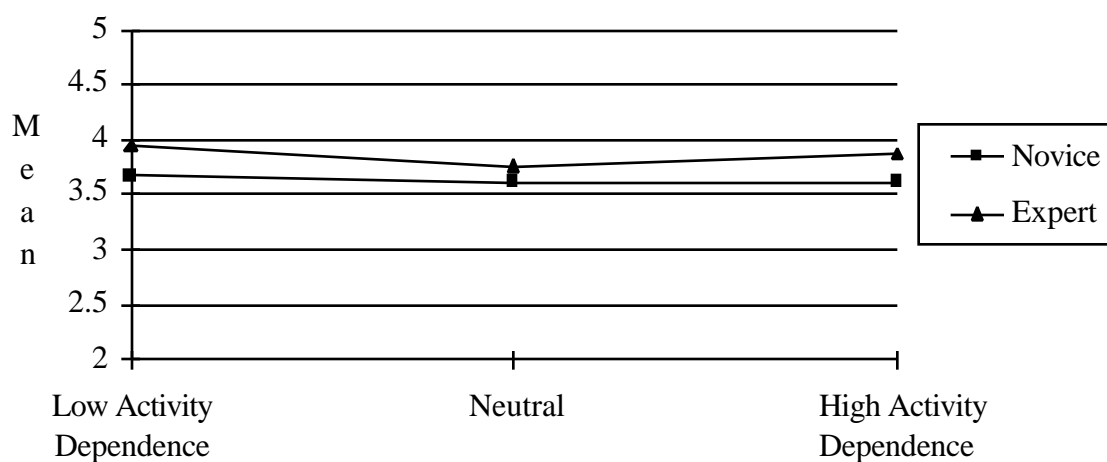


Figure 95: Interaction of Activity Dependence and ROS Expertise for the Functional Manner, Activity Mode, Experience

Functional Manner, Place Mode, Experience.

The functional manner, place mode, experience is composed of two items: "viewing the scenery" and "being away from the crowds and noise." Table 302 reports the number of people in each expertise/activity dependence category. Table 303 shows the results of the two-way ANOVA. None of the effects were significant. The nonsignificant interaction effect is illustrated in Figure 96.

Table 302

Participant Classification for the Two-way ANOVA on the Functional Manner, Place Mode, Experience using Activity Dependence and ROS Expertise

	Low Activity Dependence	Neutral	High Activity Dependence
ROS Expertise	<u>n</u>	<u>n</u>	<u>n</u>
Novice	30	42	70
Expert	28	53	121

Table 303

Two-way ANOVA on the Functional Manner, Place Mode, Experience using Activity
Dependence and ROS Expertise

Source	<u>df</u>	<u>SS</u>	<u>F</u>	<u>p</u>	<u>R²</u>
Between	5	3.301	1.21	.3032	.018
Within	338	184.187			
Total	343	187.488			
Expertise	1	1.366	1.79	.1814	.007
Activity Dependence	2	0.329	0.26	.7679	.002
Expertise by Act. Dep.	2	1.606	1.47	.2307	.009

Note. * $p < .05$. ** $p < .01$. *** $p < .005$.

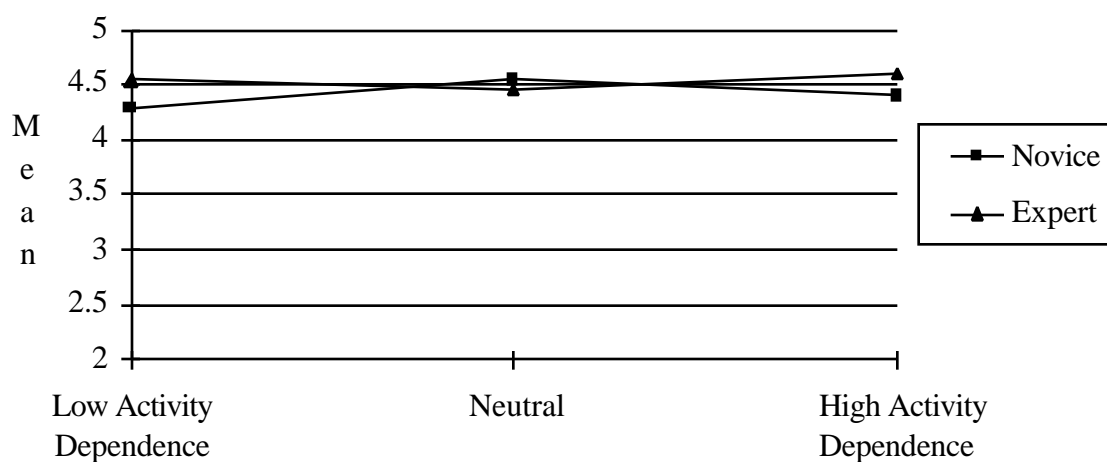


Figure 96: Interaction of Activity Dependence and ROS Expertise for the Functional
Manner, Place Mode, Experience

Functional Manner, Social Environment Mode, Experience.

The functional manner, social environment mode, experience is composed of three items: "meeting people having similar interests," "meeting new and interesting people," and "sharing your outdoor skills with others." Table 304 reports the number of people in each expertise/activity dependence category. Table 305 shows the results of the two-way ANOVA. Only the expertise main effect was significant, $F(1, 337) = 11.72, p < .005$. The nonsignificant interaction effect is illustrated in Figure 97.

Table 304

Participant Classification for the Two-way ANOVA on the Functional Manner, Social Environment Mode, Experience using Activity Dependence and ROS Expertise

	Low Activity Dependence	Neutral	High Activity Dependence
ROS Expertise	<u>n</u>	<u>n</u>	<u>n</u>
Novice	30	42	70
Expert	28	52	121

Table 305

Two-way ANOVA on the Functional Manner, Social Environment Mode, Experience using Activity Dependence and ROS Expertise

Source	<u>df</u>	<u>SS</u>	<u>F</u>	<u>p</u>	<u>R²</u>
Between	5	13.519	2.82	.0164*	.040
Within	337	323.017			
Total	342	336.536			
Expertise	1	11.232	11.72	.0007***	.033
Activity Dependence	2	0.239	0.12	.8828	.001
Expertise by Act. Dep.	2	1.722	0.38	.6865	.005

Note. * $p < .05$. ** $p < .01$. *** $p < .005$.

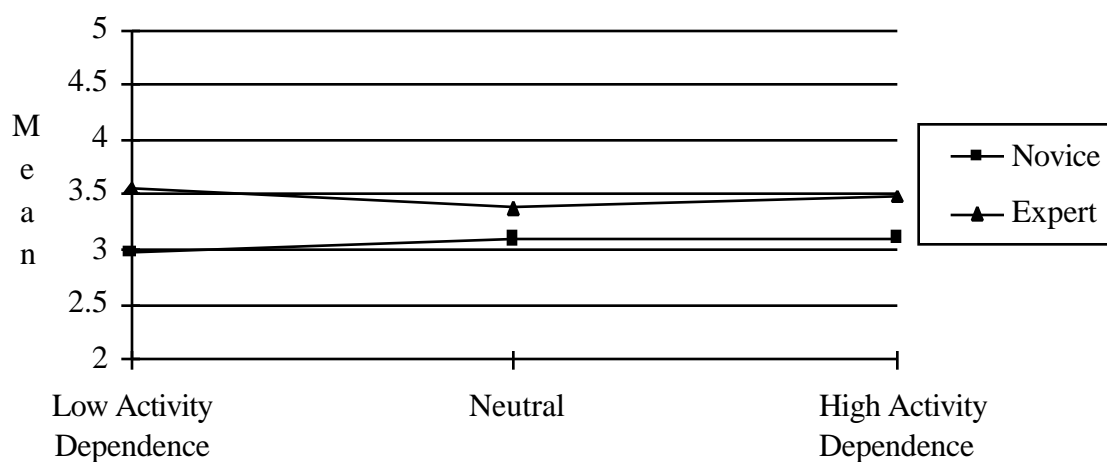


Figure 97: Interaction of Activity Dependence and ROS Expertise for the Functional Manner, Social Environment Mode, Experience

Functional Manner, Cognitive Mode, Experience.

The functional manner, cognitive mode, experience is composed of two items: "developing new ideas" and "learning more about nature." Table 306 reports the number of people in each expertise/activity dependence category. Table 307 shows the results of the two-way ANOVA. Only the expertise main effect was significant, $F(1, 334) = 5.41, p < .05$. The nonsignificant interaction effect is illustrated in Figure 98.

Table 306

Participant Classification for the Two-way ANOVA on the Functional Manner, Cognitive Mode, Experience using Activity Dependence and ROS Expertise

	Low Activity Dependence	Neutral	High Activity Dependence
ROS Expertise	<u>n</u>	<u>n</u>	<u>n</u>
Novice	29	42	70
Expert	28	53	118

Table 307

Two-way ANOVA on the Functional Manner, Cognitive Mode, Experience using Activity Dependence and ROS Expertise

Source	<u>df</u>	<u>SS</u>	<u>F</u>	<u>p</u>	<u>R²</u>
Between	5	8.904	2.18	.0558	.032
Within	334	272.580			
Total	339	281.485			
Expertise	1	4.412	5.41	.0207*	.016
Activity Dependence	2	1.459	0.89	.4100	.005
Expertise by Act. Dep.	2	2.570	1.57	.2087	.009

Note. * $p < .05$. ** $p < .01$. *** $p < .005$.

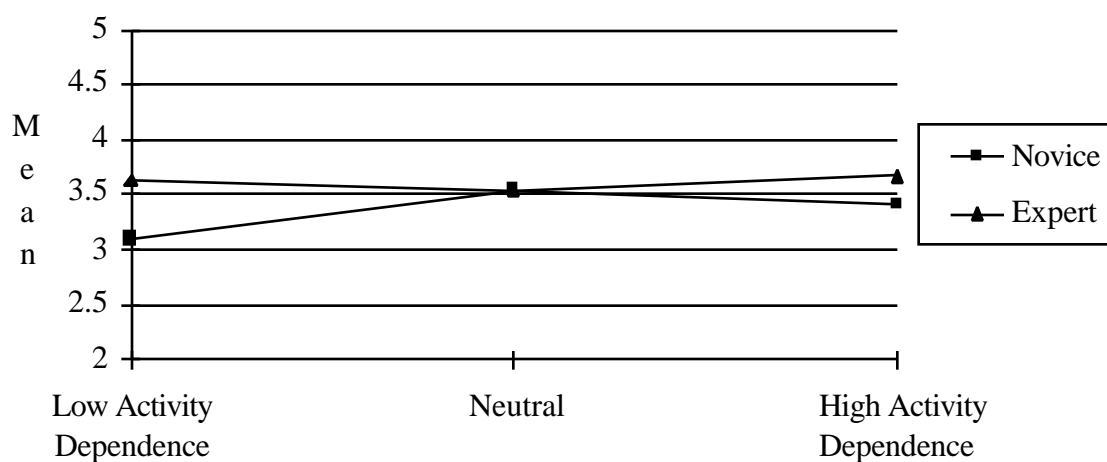


Figure 98: Interaction of Activity Dependence and ROS Expertise for the Functional Manner, Cognitive Mode, Experience

Self-Evaluative Manner Experience.

The self-evaluative manner experience is composed of six items: "feeling more self-confident," "feeling more self-reliant," "control over my time and activities," "being able to achieve my goals," "controlling my thoughts and feelings," and "letting others see me as I really am." Table 308 reports the number of people in each expertise/activity dependence category. Table 309 displays the two-way ANOVA's results. Both main effects were significant: expertise, $F(1, 335) = 15.68, p < .005, R^2 = .043$; activity dependence, $F(1, 335) = 3.09, p < .05, R^2 = .017$. The nonsignificant interaction effect is illustrated in Figure 97. According to the Tukey's multiple comparison test (Table 310), recreationists with high activity dependence rated the self-evaluative manner experience significantly higher than recreationists with low activity dependence ($M = 3.56$ and $M = 3.19$, respectively).

Table 308

Participant Classification for the Two-way ANOVA on the Self-Evaluative Manner Experience using Activity Dependence and ROS Expertise

	Low Activity Dependence	Neutral	High Activity Dependence
ROS Expertise	<u>n</u>	<u>n</u>	<u>n</u>
Novice	30	42	69
Expert	27	52	121

Table 309

Two-way ANOVA on the Self-Evaluative Manner Experience using Activity Dependence and ROS Expertise

Source	<u>df</u>	<u>SS</u>	<u>F</u>	<u>p</u>	<u>R²</u>
Between	5	18.447	5.31	.0001***	.073
Within	335	232.926			
Total	340	251.373			
Expertise	1	10.902	15.68	.0001***	.043
Activity Dependence	2	4.302	3.09	.0466*	.017
Expertise by Act. Dep.	2	0.294	0.21	.8093	.001

Note. * $p < .05$. ** $p < .01$. *** $p < .005$.

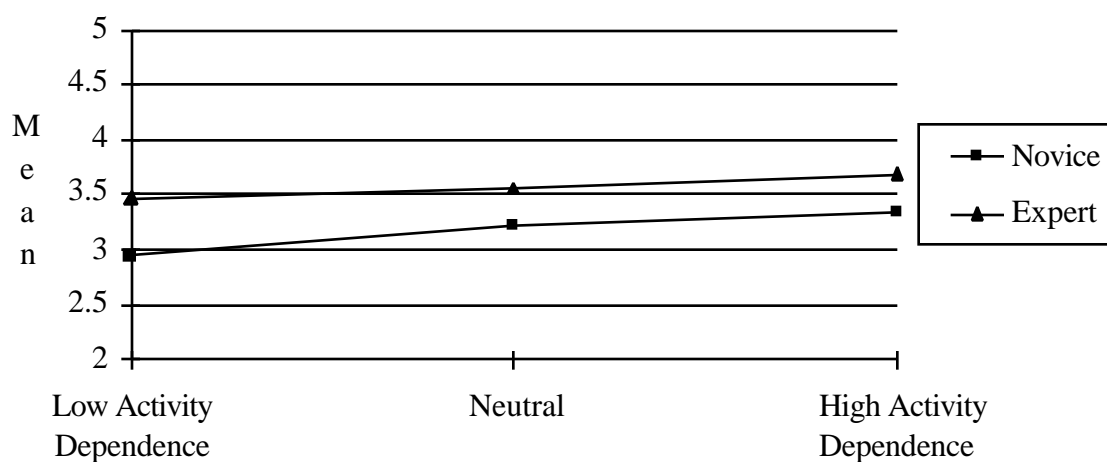


Figure 99: Interaction of Activity Dependence and ROS Expertise for the Self-Evaluative Manner Experience

Table 310

Tukey's Multiple Comparison Test using Activity Dependence on the Self-Evaluative Manner Experience

Activity Dependence	<u>M</u>	Tukey's Test
High Activity Dependence	3.56	A
Neutral	3.40	A B
Low Activity Dependence	3.19	B

Note. Means having different letters differ significantly at $p < .05$.

Identity Manner Experience.

The identity manner experience is composed of five items: "feeling I'm part of something much bigger," "feeling a sense of oneness with nature," "being reminded of the things that matter most in my life," "thinking about my life and personal values," and "learning more about who I am." Table 311 reports the number of people in each expertise/activity dependence category. Table 312 displays the two-way ANOVA's results. Only the expertise main effect was significant, $F(1, 338) = 16.98, p < .005$. The nonsignificant interaction effect is illustrated in Figure 100.

Table 311

Participant Classification for the Two-way ANOVA on the Identity Manner Experience using Activity Dependence and ROS Expertise

	Low Activity Dependence	Neutral	High Activity Dependence
ROS Expertise	<u>n</u>	<u>n</u>	<u>n</u>
Novice	30	42	70
Expert	28	53	121

Table 312

Two-way ANOVA on the Identity Manner Experience using Activity Dependence and ROSExpertise

Source	<u>df</u>	<u>SS</u>	<u>F</u>	<u>p</u>	<u>R²</u>
Between	5	17.560	4.52	.0005***	.062
Within	338	262.896			
Total	343	280.455			
Expertise	1	13.208	16.98	.0001***	.047
Activity Dependence	2	2.953	1.90	.1514	.011
Expertise by Act. Dep.	2	2.037	1.31	.2713	.007

Note. * $p < .05$. ** $p < .01$. *** $p < .005$.

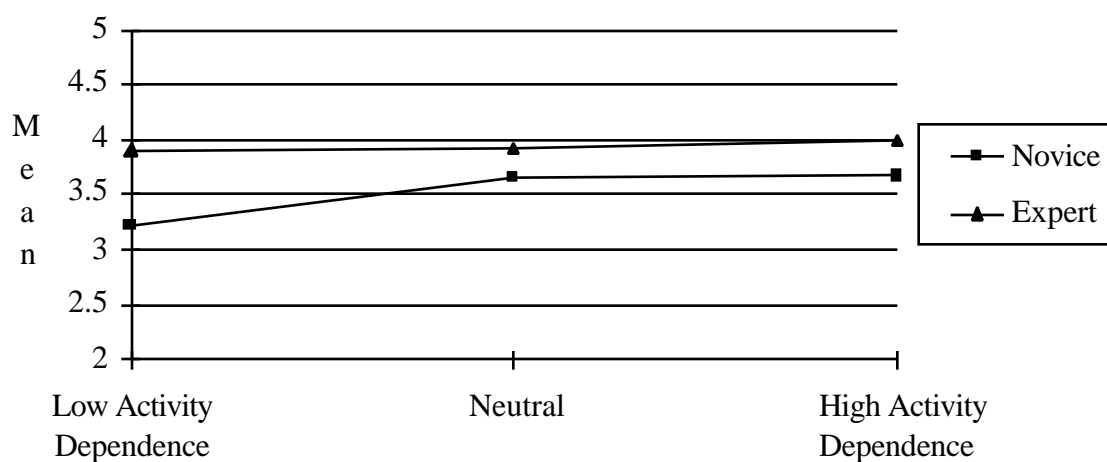


Figure 100: Interaction of Activity Dependence and ROS Expertise for the Identity Manner Experience

Affective Manner Experience.

The affective manner experience is composed of three items: "experiencing tranquillity," "experiencing excitement," and "releasing or reducing built-up tensions." Table 313 reports the number of people in each expertise/activity dependence category. Table 314 displays the two-way ANOVA's results. Only the activity dependence main effect was significant, $F(2, 332) = 4.77, p < .01, R^2 = .27$. The nonsignificant interaction effect is illustrated in Figure 101. According to the Tukey's multiple comparison test (Table 315), recreationists with high activity dependence rated the affective manner experience significantly higher than recreationists with low activity dependence ($\underline{M} = 3.98$ and $\underline{M} = 3.55$, respectively).

Table 313

Participant Classification for the Two-way ANOVA on the Affective Manner Experience using Activity Dependence and ROS Expertise

	Low Activity Dependence	Neutral	High Activity Dependence
ROS Expertise	<u>n</u>	<u>n</u>	<u>n</u>
Novice	30	42	69
Expert	27	51	119

Table 314

Two-way ANOVA on the Affective Manner Experience using Activity Dependence and ROS Expertise

Source	<u>df</u>	<u>SS</u>	<u>F</u>	<u>p</u>	<u>R²</u>
Between	5	11.527	3.09	.0097**	.044
Within	332	248.049			
Total	337	259.576			
Expertise	1	2.297	3.07	.0805	.009
Activity Dependence	2	7.126	4.77	.0091**	.027
Expertise by Act. Dep.	2	1.113	0.74	.4757	.004

Note. * $p < .05$. ** $p < .01$. *** $p < .005$.

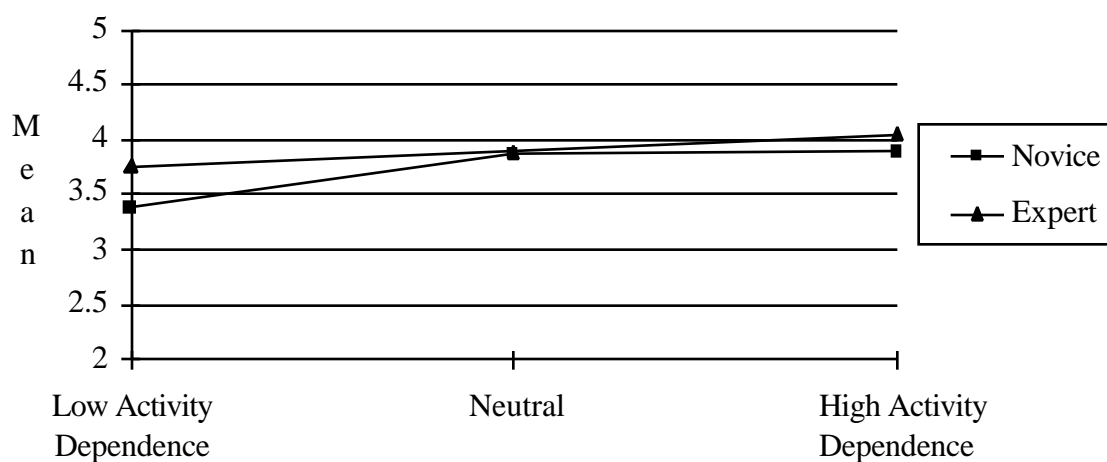


Figure 101: Interaction of Activity Dependence and ROS Expertise for the Affective Manner Experience

Table 315

Tukey's Multiple Comparison Test using Activity Dependence on the Affective Manner
Experience

Activity Dependence	<u>M</u>	Tukey's Test
High Activity Dependence	3.98	A
Neutral	3.87	A B
Low Activity Dependence	3.55	B

Note. Means having different letters differ significantly at $p < .05$.

Absorption Manner, Challenge Dimension, Experience.

The absorption manner, challenge dimension, experience is composed of two items: "taking risks" and "being creative." Table 316 reports the number of people in each expertise/activity dependence category. Table 317 displays the two-way ANOVA's results. Only the expertise main effect was significant, $F(1, 328) = 6.82, p < .01$. The nonsignificant interaction effect is illustrated in Figure 102.

Table 316

Participant Classification for the Two-way ANOVA on the Absorption Manner, Challenge Dimension, Experience using Activity Dependence and ROS Expertise

	Low Activity Dependence	Neutral	High Activity Dependence
ROS Expertise	<u>n</u>	<u>n</u>	<u>n</u>
Novice	30	41	68
Expert	27	50	118

Table 317

Two-way ANOVA on the Absorption Manner, Challenge Dimension, Experience using Activity Dependence and ROS Expertise

Source	<u>df</u>	<u>SS</u>	<u>F</u>	<u>p</u>	<u>R²</u>
Between	5	10.557	2.06	.0697	.030
Within	328	335.653			
Total	333	346.210			
Expertise	1	6.979	6.82	.0094**	.020
Activity Dependence	2	0.283	0.14	.8709	.001
Expertise by Act. Dep.	2	0.375	0.18	.8329	.001

Note. * $p < .05$. ** $p < .01$. *** $p < .005$.

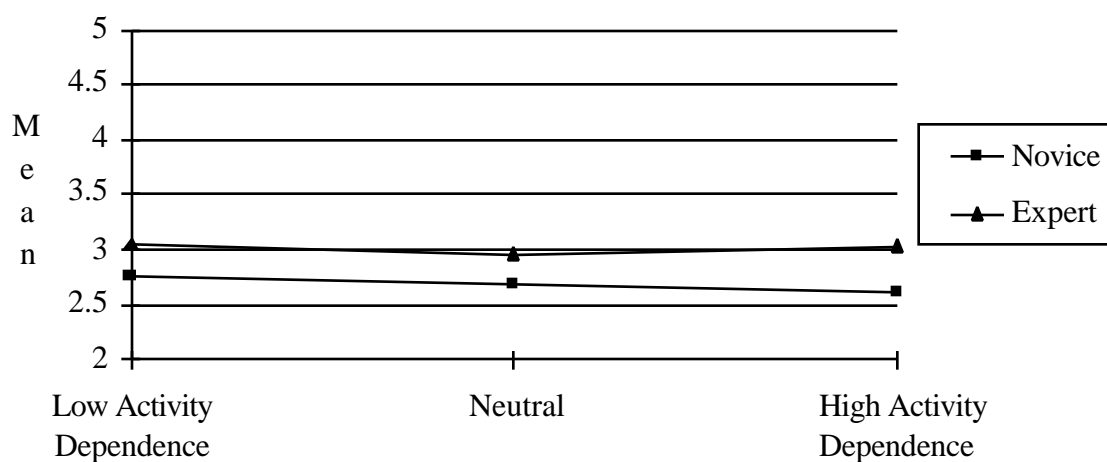


Figure 102: Interaction of Activity Dependence and ROS Expertise for the Absorption Manner, Challenge Dimension, Experience

Absorption Manner, Attention Dimension, Experience.

The absorption manner, attention dimension, experience is composed of three items: "becoming so absorbed in my experience that I lose track of everything around me," "living only in the moment; forgetting the everyday worries of life," and "enjoying this visit so much I lose track of time." Table 318 reports the number of people in each expertise/activity dependence category. Table 319 displays the two-way ANOVA's results. Only the expertise main effect was significant, $F(1, 335) = 9.47, p < .005$. The nonsignificant interaction effect is illustrated in Figure 103.

Table 318

Participant Classification for the Two-way ANOVA on the Absorption Manner, Attention Dimension, Experience using Activity Dependence and ROS Expertise

	Low Activity Dependence	Neutral	High Activity Dependence
ROS Expertise	<u>n</u>	<u>n</u>	<u>n</u>
Novice	30	42	69
Expert	27	52	121

Table 319

Two-way ANOVA on the Absorption Manner, Attention Dimension, Experience using Activity Dependence and ROS Expertise

Source	<u>df</u>	<u>SS</u>	<u>F</u>	<u>p</u>	<u>R²</u>
Between	5	12.339	2.67	.0222*	.038
Within	335	310.018			
Total	340	322.357			
Expertise	1	8.768	9.47	.0023***	.027
Activity Dependence	2	0.742	0.40	.6699	.002
Expertise by Act. Dep.	2	1.974	1.07	.3454	.006

Note. * $p < .05$. ** $p < .01$. *** $p < .005$.

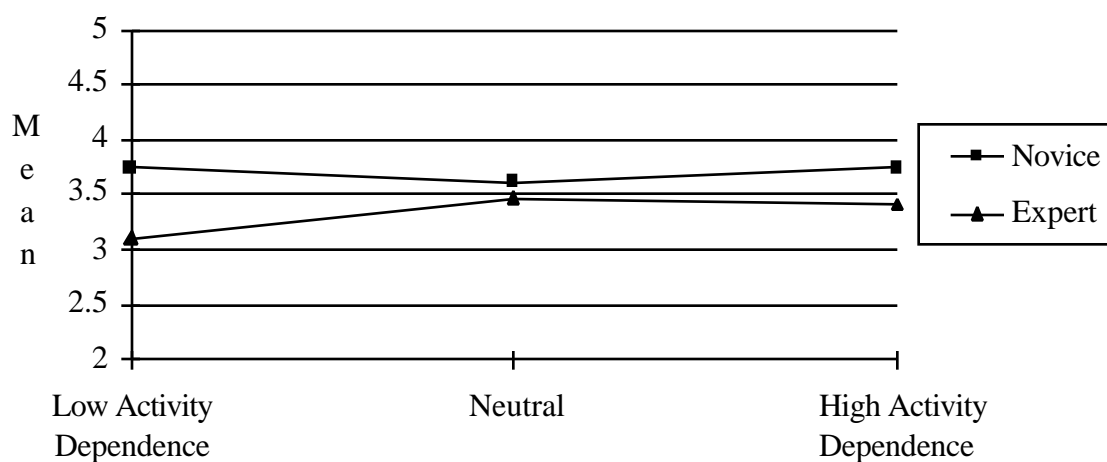


Figure 103: Interaction of Activity Dependence and ROS Expertise for the Absorption Manner, Attention Dimension, Experience

Interdependent Self-Construal Experience.

The interdependent self-construal experience is composed of three items: "understanding my companions' thoughts and feelings," "finding happiness in my companions achievements," and "finding harmony with my companions." Table 320 reports the number of people in each expertise/activity dependence category. Table 321 displays the two-way ANOVA's results. Only the expertise main effect was significant, $F(1, 333) = 8.23, p < .005$. The nonsignificant interaction effect is illustrated in Figure 104. Table 320

Participant Classification for the Two-way ANOVA on the Interdependent Self-Construal Experience using Activity Dependence and ROS Expertise

	Low Activity Dependence	Neutral	High Activity Dependence
ROS Expertise	<u>n</u>	<u>n</u>	<u>n</u>
Novice	28	42	70
Expert	27	53	119

Table 321

Two-way ANOVA on the Interdependent Self-Construal Experience using Activity Dependence and ROS Expertise

Source	<u>df</u>	<u>SS</u>	<u>F</u>	<u>p</u>	<u>R</u> ²
Between	5	11.358	2.52	.0292*	.037
Within	333	299.758			
Total	338	311.116			
Expertise	1	7.406	8.23	.0040***	.024
Activity Dependence	2	2.258	1.25	.2867	.007
Expertise by Act. Dep.	2	3.289	1.83	.1625	.011

Note. * $p < .05$. ** $p < .01$. *** $p < .005$.

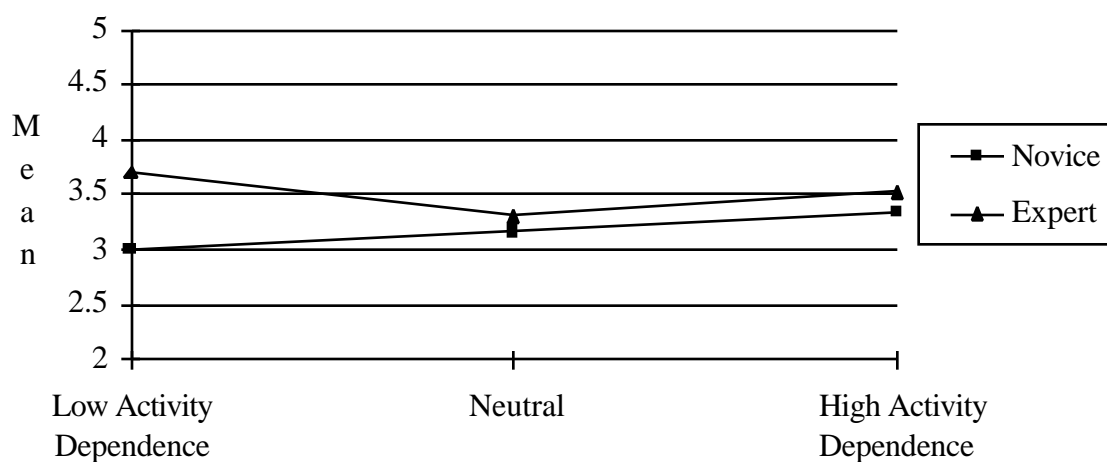


Figure 104: Interaction of Activity Dependence and ROS Expertise for the Interdependent Self-Construal Experience

APPENDIX L

RESULTS OF THE STATISTICAL TESTS
CONDUCTED ON THE RECREATION EXPERIENCES USING THE
ROS ACTIVITY & PLACE DEPENDENCE VARIABLES

Functional Manner, Activity Mode, Experience.

The functional manner, activity mode, experience is composed of two items: "developing skills and abilities" and "keeping physically fit." Table 322 shows the number of people in each activity/place dependence category. Table 323 reports the results of the two-way ANOVA for this experience. Only the activity main effect was significant, $F(4, 287) = 3.53, p < .01$. A graph of the nonsignificant interaction effect is shown in Figure 105.

Table 322

Participant Classification for the Two-way ANOVA on the Functional Manner, Activity Mode, Experience using Place Dependence and ROS Activity

	Low Place Dependence	Neutral	High Place Dependence
ROS Activity	<u>n</u>	<u>n</u>	<u>n</u>
Backpack	31	25	25
Cycle	12	20	30
Day Hike	16	17	18
Fish or Hunt	7	24	27
View	14	15	21

Table 323

Two-way ANOVA on the Functional Manner, Activity Mode, Experience using Place
Dependence and ROS Activity

Source	<u>df</u>	<u>SS</u>	<u>F</u>	<u>p</u>	<u>R</u> ²
Between	14	16.060	1.57	.0858	.071
Within	287	209.233			
Total	301	225.292			
Activity	4	10.286	3.53	.0079**	.046
Place Dependence	2	2.759	1.89	.1526	.012
Activity by Place Dep.	8	4.711	0.81	.5962	.021

Note. * $p < .05$. ** $p < .01$. *** $p < .005$.

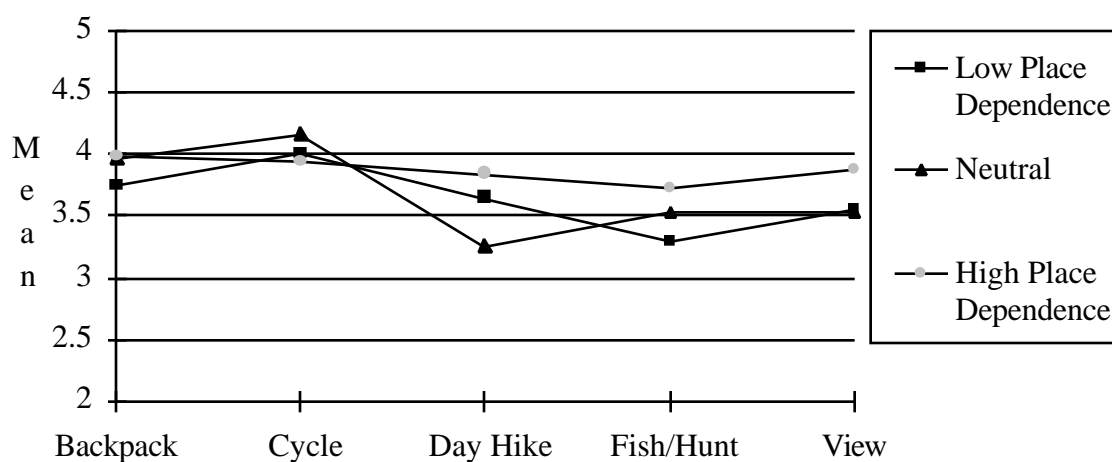


Figure 105: Interaction of Place Dependence and ROS Activity for the Functional Manner, Activity Mode, Experience

Functional Manner, Place Mode, Experience.

The functional manner, place mode, experience is composed of two items: "viewing the scenery" and "being away from the crowds and noise." Table 324 shows the number of people in each activity/place dependence category. Table 325 reports the results of the two-way ANOVA for this experience. Only the activity main effect was significant, $F(4, 287) = 2.55, p < .05$. A graph of the nonsignificant interaction effect is shown in Figure 106.

Table 324

Participant Classification for the Two-way ANOVA on the Functional Manner, Place Mode, Experience using Place Dependence and ROS Activity

ROS Activity	Low Place Dependence	Neutral	High Place Dependence
	<u>n</u>	<u>n</u>	<u>n</u>
Backpack	31	25	25
Cycle	12	20	30
Day Hike	16	17	18
Fish or Hunt	7	24	27
View	14	15	21

Table 325

Two-way ANOVA on the Functional Manner, Place Mode, Experience using Place
Dependence and ROS Activity

Source	<u>df</u>	<u>SS</u>	<u>F</u>	<u>p</u>	<u>R</u> ²
Between	14	13.529	1.95	.0216*	.087
Within	287	142.213			
Total	301	155.743			
Activity	4	5.062	2.55	.0392*	.033
Place Dependence	2	2.590	2.61	.0750	.017
Activity by Place Dep.	8	4.393	1.11	.3575	.028

Note. * $p < .05$. ** $p < .01$. *** $p < .005$.

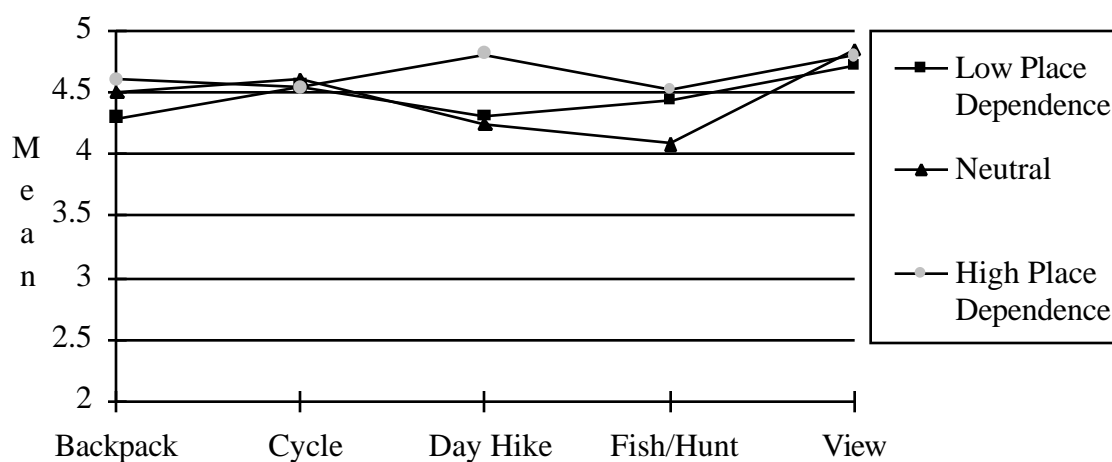


Figure 106: Interaction of Place Dependence and ROS Activity for the Functional Manner, Place Mode, Experience

Functional Manner, Social Environment Mode, Experience.

The functional manner, social environment mode, experience is composed of three items: "meeting people having similar interests," "meeting new and interesting people," and "sharing your outdoor skills with others." Table 326 shows the number of people in each activity/place dependence category. Table 327 reports the results of the two-way ANOVA for this experience. All of effects were significant: activity main effect, $F(4, 286) = 4.56, p < .005$; place dependence main effect, $F(2, 286) = 3.48, p < .05$; interaction effect, $F(8, 286) = 2.00, p < .05$. Figure 107 shows a graph of the interaction effect. The results of the Tukey's multiple comparison test on the interaction effect (Table 328) showed that: (a) anglers and hunters with low place dependence ($\underline{M} = 4.29$) rated this experience significantly higher than both cyclists with low place dependence ($\underline{M} = 2.72$) and dayhikers who were neutral ($\underline{M} = 2.68$). And (b) anglers and hunters with high place dependence ($\underline{M} = 3.83$) rated this experience significantly higher than both backpackers with low place dependence ($\underline{M} = 2.68$) and dayhikers who were neutral ($\underline{M} = 2.68$).

Table 326

Participant Classification for the Two-way ANOVA on the Functional Manner, Social Environment Mode, Experience using Place Dependence and ROS Activity

	Low Place Dependence	Neutral	High Place Dependence
ROS Activity	<u>n</u>	<u>n</u>	<u>n</u>
Backpack	31	25	25
Cycle	12	20	30
Day Hike	16	17	18
Fish or Hunt	7	23	27
View	14	15	21

Table 327

Two-way ANOVA on the Functional Manner, Social Environment Mode, Experience using Place Dependence and ROS Activity

Source	<u>df</u>	<u>SS</u>	<u>F</u>	<u>p</u>	<u>R</u> ²
Between	14	34.627	2.78	.0007***	.120
Within	286	254.706			
Total	300	289.333			
Activity	4	16.244	4.56	.0014***	.056
Place Dependence	2	6.191	3.48	.0323*	.021
Activity by Place Dep.	8	14.245	2.00	.0465*	.049

Note. * $p < .05$. ** $p < .01$. *** $p < .005$.

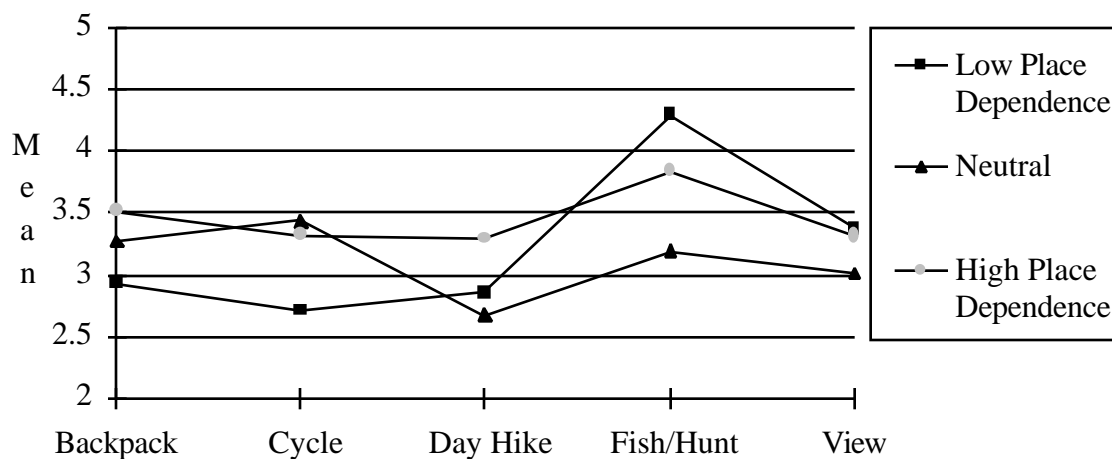


Figure 107: Interaction of Place Dependence and ROS Activity for the Functional Manner, Social Environment Mode, Experience

Table 328

Tukey's Multiple Comparison Tests by ROS Activity and Place Dependence on the Functional Manner, Social Environment Mode, Experience

ROS Activity & Place Dependence	<u>M</u>	Tukey's Test			
Fish or Hunt & Low Place Dependence	4.29	A	B		
Fish or Hunt & High Place Dependence	3.83	A			
Backpacking & High Place Dependence	3.51	A	B	C	D
Cycling & Neutral	3.43	A	B	C	D
Viewing & Low Place Dependence	3.36	A	B	C	D
Cycling & High Place Dependence	3.33	A	B	C	D
Viewing & High Place Dependence	3.32	A	B	C	D
Dayhiking & High Place Dependence	3.30	A	B	C	D
Backpacking & Neutral	3.28	A	B	C	D
Fish or Hunt & Neutral	3.20	A	B	C	D
Viewing & Neutral	3.02	A	B	C	D
Backpacking & Low Place Dependence	2.94		B		D
Dayhiking & Low Place Dependence	2.86	A	B	C	D
Cycling & Low Place Dependence	2.72			C	D
Dayhiking & Neutral	2.68				D

Note. Means having different letters differ significantly at $p < .05$.

Functional Manner, Cognitive Mode, Experience.

The functional manner, cognitive mode, experience is composed of two items: "developing new ideas" and "learning more about nature." Table 329 shows the number of people in each activity/place dependence category. Table 330 reports the results of the two-way ANOVA for this experience. Both main effects were significant: activity main effect, $F(4, 283) = 5.21, p < .005$; place dependence main effect, $F(2, 283) = 5.02, p < .01$. R^2 s were .064 and .031, respectively. A graph of the nonsignificant interaction effect is shown in Figure 108. According to the Tukey's multiple comparison test (Table 331), recreationists with either high place dependence ($M = 3.69$), or who were neutral ($M = 3.56$), rated the functional manner, cognitive mode, experience significantly higher than recreationists with low place dependence ($M = 3.24$).

Table 329

Participant Classification for the Two-way ANOVA on the Functional Manner, Cognitive Mode, Experience using Place Dependence and ROS Activity

	Low Place Dependence	Neutral	High Place Dependence
ROS Activity	<u>n</u>	<u>n</u>	<u>n</u>
Backpack	31	25	25
Cycle	12	20	29
Day Hike	16	16	18
Fish or Hunt	7	24	25
View	14	15	21

Table 330

Two-way ANOVA on the Functional Manner, Cognitive Mode, Experience using Place
Dependence and ROS Activity

Source	<u>df</u>	<u>SS</u>	<u>F</u>	<u>p</u>	<u>R</u> ²
Between	14	32.997	2.97	.0003***	.128
Within	283	224.788			
Total	297	257.785			
Activity	4	16.542	5.21	.0005***	.064
Place Dependence	2	7.971	5.02	.0072**	.031
Activity by Place Dep.	8	9.385	1.48	.1652	.036

Note. * $p < .05$. ** $p < .01$. *** $p < .005$.

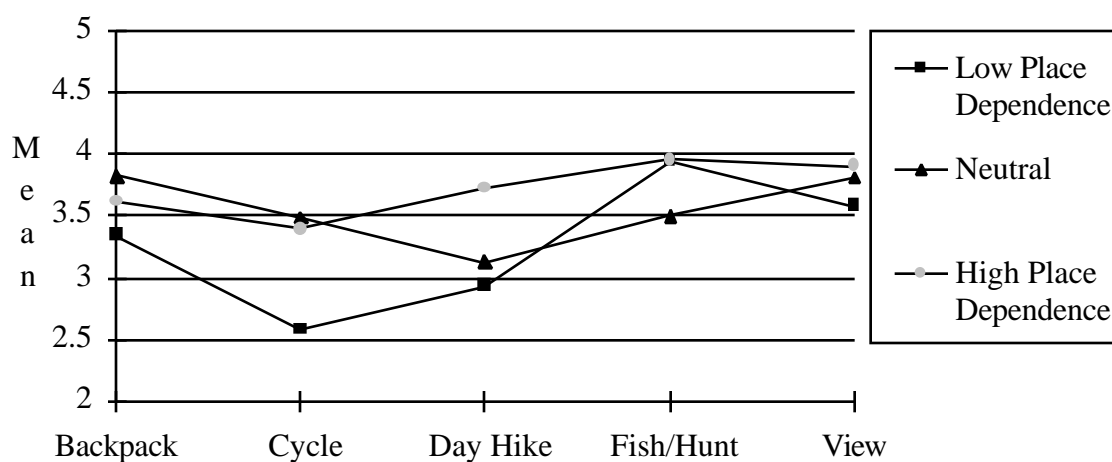


Figure 108: Interaction of Place Dependence and ROS Activity for the Functional Manner, Cognitive Mode, Experience

Table 331

Tukey's Multiple Comparison Test using Place Dependence on the Functional Manner,
Cognitive Mode, Experience

Place Dependence	<u>M</u>	Tukey's Test
High Place Dependence	3.69	A
Neutral	3.56	A
Low Place Dependence	3.24	B

Note. Means having different letters differ significantly at $p < .05$.

Self-Evaluative Manner Experience.

The self-evaluative manner experience is composed of six items: "feeling more self-confident," "feeling more self-reliant," "control over my time and activities," "being able to achieve my goals," "controlling my thoughts and feelings," and "letting others see me as I really am." Table 332 shows the number of people in each activity/place dependence category. Table 333 reports the results of the two-way ANOVA for this experience. All of the effects were significant: activity main effect, $F(4, 285) = 3.10, p < .05$; place dependence main effect, $F(2, 285) = 7.35, p < .005$; interaction effect, $F(8, 285) = 2.30, p < .05$. R^2 s were .038, .045, and .056 respectively. A graph of the significant interaction effect is shown in Figure 109. The results of the Tukey's multiple comparison test on the interaction effect (Table 334) indicate that: (a) anglers and hunters with low place dependence ($\underline{M} = 4.18$), anglers and hunters with high place dependence ($\underline{M} = 3.83$), and dayhikers with high place dependence ($\underline{M} = 3.84$), all rated the self-evaluative manner experience significantly higher than dayhikers who were neutral ($\underline{M} = 2.83$). And (b) anglers and hunters with low place dependence ($\underline{M} = 4.18$) and anglers and hunters with high place dependence ($\underline{M} = 3.83$) also rated this experience significantly higher than cyclists with low place dependence ($\underline{M} = 2.82$).

Table 332

Participant Classification for the Two-way ANOVA on the Self-Evaluative MannerExperience using Place Dependence and ROS Activity

	Low Place Dependence	Neutral	High Place Dependence
ROS Activity	<u>n</u>	<u>n</u>	<u>n</u>
Backpack	31	25	25
Cycle	12	19	30
Day Hike	15	17	18
Fish or Hunt	7	24	27
View	14	15	21

Table 333

Two-way ANOVA on the Self-Evaluative Manner Experience using Place Dependence and ROS Activity

Source	<u>df</u>	<u>SS</u>	<u>F</u>	<u>p</u>	<u>R</u> ²
Between	14	30.029	3.06	.0002***	.131
Within	285	199.471			
Total	299	229.500			
Activity	4	8.676	3.10	.0161*	.038
Place Dependence	2	10.289	7.35	.0008***	.045
Activity by Place Dep.	8	12.897	2.30	.0209*	.056

Note. * $p < .05$. ** $p < .01$. *** $p < .005$.

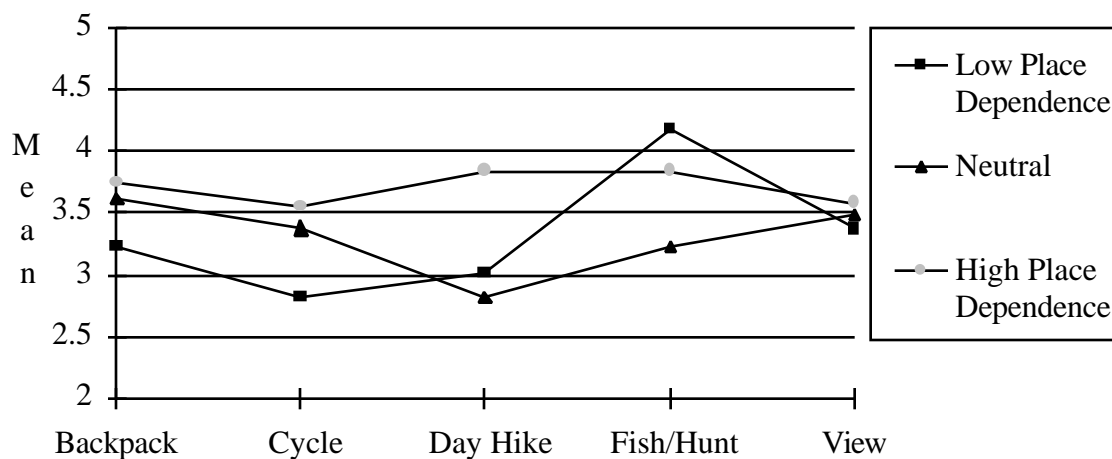


Figure 109: Interaction of Place Dependence and ROS Activity for the Self-Evaluative Manner Experience

Table 334

Tukey's Multiple Comparison Tests by ROS Activity and Place Dependence on the Self-Evaluative Manner Experience

ROS Activity & Place Dependence	<u>M</u>	Tukey's Test			
Fish or Hunt & Low Place Dependence	4.18	A			
Dayhiking & High Place Dependence	3.84	A	B		
Fish or Hunt & High Place Dependence	3.83	A	B	C	
Backpacking & High Place Dependence	3.73	A	B	C	D
Backpacking & Neutral	3.60	A	B	C	D
Viewing & High Place Dependence	3.58	A	B	C	D
Cycling & High Place Dependence	3.54	A	B	C	D
Viewing & Neutral	3.47	A	B	C	D
Cycling & Neutral	3.38	A	B	C	D
Viewing & Low Place Dependence	3.37	A	B	C	D
Fish or Hunt & Neutral	3.24	A	B	C	D
Backpacking & Low Place Dependence	3.24	A	B	C	D
Dayhiking & Low Place Dependence	3.02	A	B	C	D
Dayhiking & Neutral	2.83				D
Cycling & Low Place Dependence	2.82		B		D

Note. Means having different letters differ significantly at $p < .05$.

Identity Manner Experience.

The identity manner experience is composed of five items: "feeling I'm part of something much bigger," "feeling a sense of oneness with nature," "being reminded of the things that matter most in my life," "thinking about my life and personal values," and "learning more about who I am." Table 335 shows the number of people in each activity/place dependence category. Table 336 reports the results of the ANOVA. All of the effects were significant: activity main effect, $F(4, 287) = 3.28, p < .05$; place dependence main effect, $F(2, 287) = 4.06, p < .05$; interaction effect, $F(8, 287) = 2.37, p < .05$. R^2 s were .040, .025, and .058 respectively. A graph of the significant interaction effect is shown in Figure 110. The results of the Tukey's multiple comparison test on the interaction effect (Table 337) indicate that: (a) dayhikers with high place dependence ($M = 4.32$), viewers who were neutral ($M = 4.21$), and backpackers who were neutral ($M = 4.08$), all rated the identity manner experience significantly higher than dayhikers who were neutral ($M = 3.13$). And (b) dayhikers with high place dependence ($M = 4.32$) also rated this experience higher than cyclists with low place dependence ($M = 3.13$).

Table 335

Participant Classification for the Two-way ANOVA on the Identity Manner Experience
using Place Dependence and ROS Activity

	Low Place Dependence	Neutral	High Place Dependence
ROS Activity	<u>n</u>	<u>n</u>	<u>n</u>
Backpack	31	25	25
Cycle	12	20	30
Day Hike	16	17	18
Fish or Hunt	7	24	27
View	14	15	21

Table 336

Two-way ANOVA on the Identity Manner Experience using Place Dependence and ROSActivity

Source	<u>df</u>	<u>SS</u>	<u>F</u>	<u>p</u>	<u>R</u> ²
Between	14	29.539	2.74	.0008***	.118
Within	287	221.377			
Total	301	250.917			
Activity	4	10.111	3.28	.0120*	.040
Place Dependence	2	6.263	4.06	.0183*	.025
Activity by Place Dep.	8	14.610	2.37	.0176*	.058

Note. * $p < .05$. ** $p < .01$. *** $p < .005$.

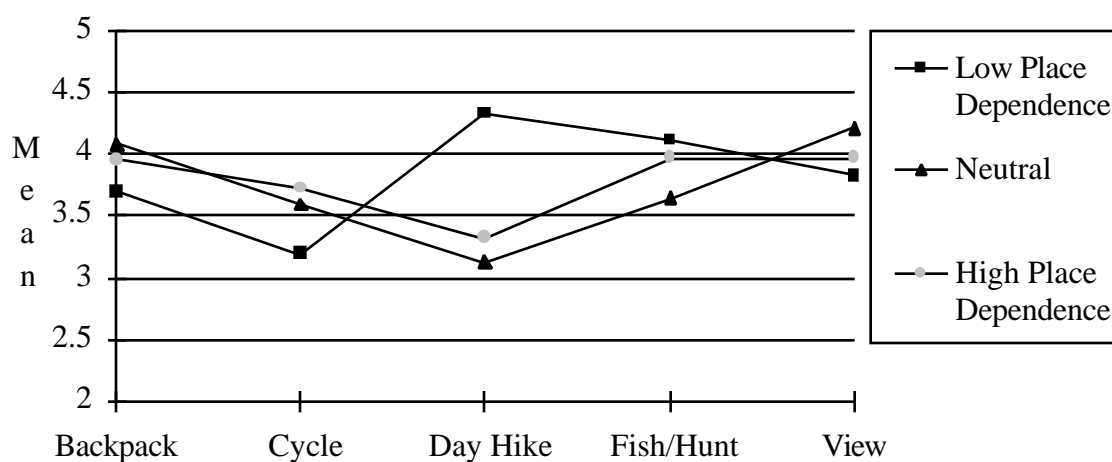


Figure 110: Interaction of Place Dependence and ROS Activity for the Identity Manner Experience

Table 337

Tukey's Multiple Comparison Tests by ROS Activity and Place Dependence on the Identity Manner Experience

ROS Activity & Place Dependence	<u>M</u>	Tukey's Test			
Dayhiking & High Place Dependence	4.32	A			
Viewing & Neutral	4.21	A	B		
Fish or Hunt & Low Place Dependence	4.11	A	B	C	D
Backpacking & Neutral	4.08	A	B		
Fish or Hunt & High Place Dependence	3.97	A	B	C	D
Viewing & High Place Dependence	3.97	A	B	C	D
Backpacking & High Place Dependence	3.94	A	B	C	D
Viewing & Low Place Dependence	3.81	A	B	C	D
Cycling & High Place Dependence	3.72	A	B	C	D
Backpacking & Low Place Dependence	3.69	A	B	C	D
Fish or Hunt & Neutral	3.64	A	B	C	D
Cycling & Neutral	3.59	A	B	C	D
Dayhiking & Low Place Dependence	3.33	A	B	C	D
Cycling & Low Place Dependence	3.20		B		D
Dayhiking & Neutral	3.13				D

Note. Means having different letters differ significantly at $p < .05$.

Affective Manner Experience.

The affective manner experience is composed of: "experiencing tranquillity," "experiencing excitement," and "releasing or reducing built-up tensions." Table 338 reports the number of people in each category. As Table 339 shows, only the place dependence main effect was significant, $F(2, 282) = 7.53, p < .005, R^2 = .047$. A graph of the nonsignificant interaction effect is shown in Figure 111. According to the Tukey's test (Table 340), recreationists with high place dependence ($M = 4.12$) rated the affective manner experience significantly higher than recreationists who were either neutral ($M = 3.84$) or who had low place dependence ($M = 3.61$).

Table 338

Participant Classification for the Two-way ANOVA on the Affective Manner Experience using Place Dependence and ROS Activity

ROS Activity	Low Place Dependence	Neutral	High Place Dependence
	<u>n</u>	<u>n</u>	<u>n</u>
Backpack	31	25	25
Cycle	12	19	30
Day Hike	15	17	18
Fish or Hunt	7	23	25
View	14	15	21

Table 339

Two-way ANOVA on the Affective Manner Experience using Place Dependence and ROSActivity

Source	<u>df</u>	<u>SS</u>	<u>F</u>	<u>p</u>	<u>R</u> ²
Between	14	25.970	2.68	.0010***	.118
Within	282	195.021			
Total	296	220.991			
Activity	4	3.866	1.40	.2349	.017
Place Dependence	2	10.413	7.53	.0007***	.047
Activity by Place Dep.	8	8.987	1.62	.1175	.041

Note. * $p < .05$. ** $p < .01$. *** $p < .005$.

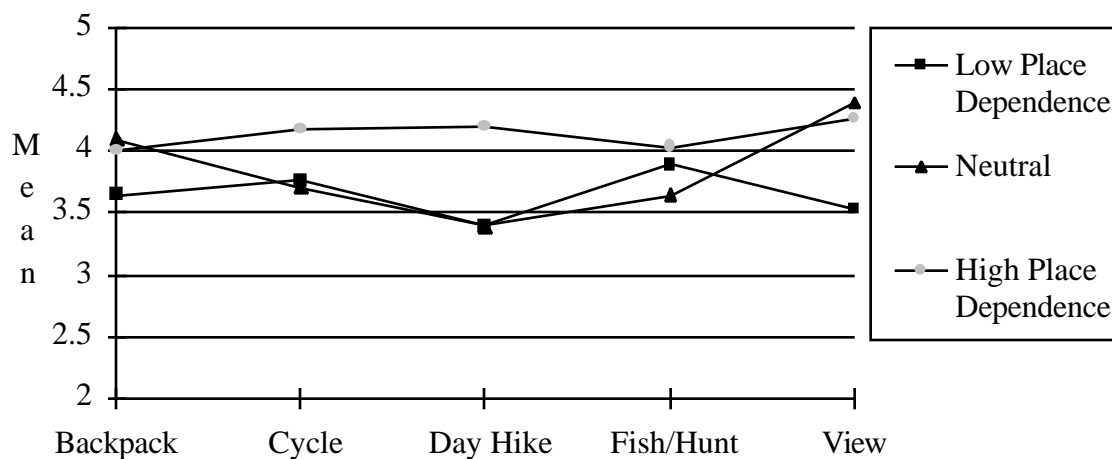


Figure 111: Interaction of Place Dependence and ROS Activity for the Affective Manner Experience

Table 340

Tukey's Multiple Comparison Test using Place Dependence on the Affective MannerExperience

Place Dependence	<u>M</u>	Tukey's Test
High Place Dependence	4.12	A
Neutral	3.84	B
Low Place Dependence	3.61	B

Note. Means having different letters differ significantly at $p < .05$.

Absorption Manner, Challenge Dimension, Experience.

The absorption manner, challenge dimension, experience is composed of two items: "taking risks" and "being creative." Table 341 shows the number of people in each activity/place dependence category. Table 342 reports the results of the two-way ANOVA for this experience. Only the activity main effect was significant, $F(4, 279) = 8.37, p < .005, R^2 = .103$. A graph of the nonsignificant interaction effect is shown in Figure 112.

Table 341

Participant Classification for the Two-way ANOVA on the Absorption Manner, Challenge Dimension, Experience using Place Dependence and ROS Activity

ROS Activity	Low Place Dependence	Neutral	High Place Dependence
	<u>n</u>	<u>n</u>	<u>n</u>
Backpack	31	24	26
Cycle	12	18	30
Day Hike	15	17	17
Fish or Hunt	7	23	24
View	14	15	21

Table 342

Two-way ANOVA on the Absorption Manner, Challenge Dimension, Experience using Place Dependence and ROS Activity

Source	<u>df</u>	<u>SS</u>	<u>F</u>	<u>p</u>	<u>R²</u>
Between	14	43.008	3.34	.0001***	.144
Within	279	256.459			
Total	293	299.467			
Activity	4	30.766	8.37	.0001***	.103
Place Dependence	2	2.503	1.36	.2580	.008
Activity by Place Dep.	8	2.860	0.39	.9261	.010

Note. * $p < .05$. ** $p < .01$. *** $p < .005$.

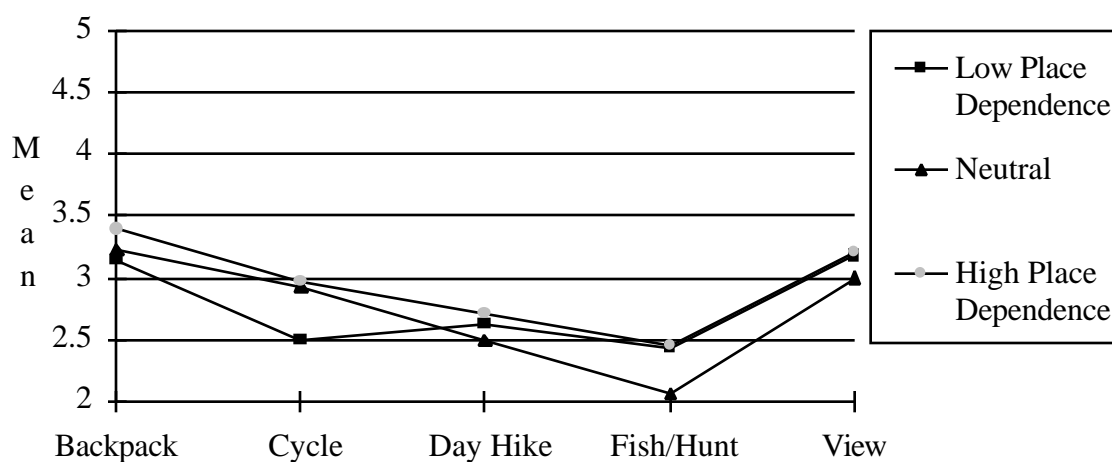


Figure 112: Interaction of Place Dependence and ROS Activity for the Absorption Manner, Challenge Dimension, Experience

Absorption Manner, Attention Dimension, Experience.

The absorption manner, attention dimension, experience is composed: "living only in the moment; forgetting the everyday worries of life," "becoming so absorbed in my experience that I lose track of everything around me," and "enjoying this visit so much I lose track of time." Table 343 shows the number of people in each category. Table 344 reports the results of the two-way ANOVA for this experience. Both main effects were significant: activity main effect, $F(4, 284) = 2.90, p < .05, R^2 = .038$; place dependence main effect, $F(2, 284) = 5.20, p < .01, R^2 = .033$. A graph of the nonsignificant interaction effect is shown in Figure 113. According to the Tukey's multiple comparison test (Table 345), recreationists with either high place dependence ($M = 3.78$) or who were neutral ($M = 3.51$), rated the absorption manner, attention dimension, experience significantly higher than recreationists with low place dependence ($M = 3.33$).

Table 343

Participant Classification for the Two-way ANOVA on the Absorption Manner, Attention Dimension, Experience using Place Dependence and ROS Activity

	Low Place Dependence	Neutral	High Place Dependence
ROS Activity	<u>n</u>	<u>n</u>	<u>n</u>
Backpack	31	25	25
Cycle	12	19	30
Day Hike	15	17	18
Fish or Hunt	7	23	27
View	14	15	21

Table 344

Two-way ANOVA on the Absorption Manner, Attention Dimension, Experience using Place Dependence and ROS Activity

Source	<u>df</u>	<u>SS</u>	<u>F</u>	<u>p</u>	<u>R</u> ²
Between	14	24.441	1.92	.0244*	.086
Within	284	258.413			
Total	298	282.854			
Activity	4	10.717	2.94	.0208*	.038
Place Dependence	2	9.459	5.20	.0061**	.033
Activity by Place Dep.	8	4.054	0.56	.8126	.014

Note. * $p < .05$. ** $p < .01$. *** $p < .005$.

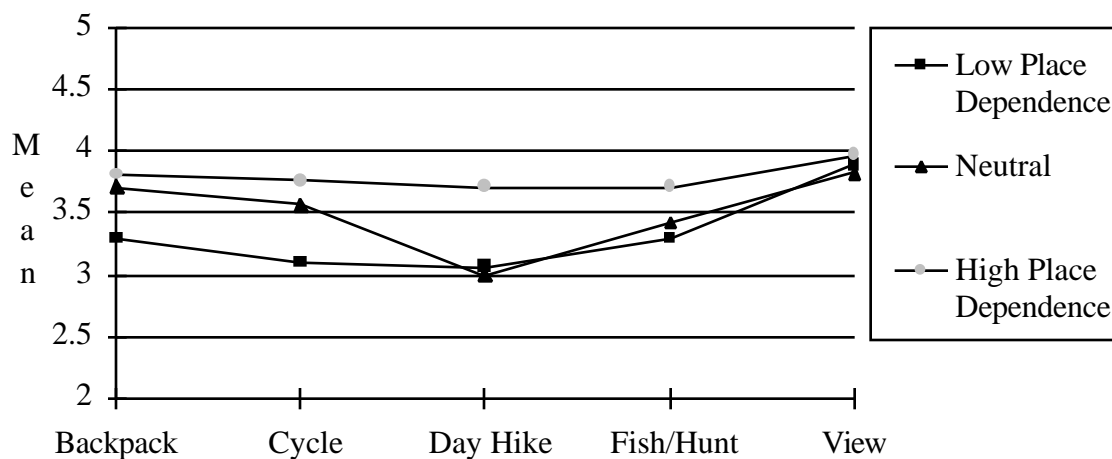


Figure 113: Interaction of Place Dependence and ROS Activity for the Absorption Manner, Attention Dimension, Experience

Table 345

Tukey's Multiple Comparison Test using Place Dependence on the Absorption Manner,
Attention Dimension, Experience

Place Dependence	<u>M</u>	Tukey's Test
High Place Dependence	3.78	A
Neutral	3.51	A
Low Place Dependence	3.33	B

Note. Means having different letters differ significantly at $p < .05$.

Interdependent Self-Construal Experience.

The interdependent self-construal experience is composed of three items: "understanding my companions' thoughts and feelings," "finding happiness in my companions achievements," and "finding harmony with my companions." Table 346 shows the number of people in each activity/place dependence category. Table 347 reports the results of the two-way ANOVA for this experience. Both main effects were significant: activity main effect, $F(4, 283) = 4.04, p < .005, R^2 = .051$; place dependence main effect, $F(2, 283) = 3.71, p < .05, R^2 = .023$. A graph of the nonsignificant interaction effect is shown in Figure 114. According to the Tukey's multiple comparison test (Table 348), recreationists with high place dependence rated the interdependent self-construal experience significantly higher than neutral recreationists ($M = 3.53$ and $M = 3.19$, respectively).

Table 346

Participant Classification for the Two-way ANOVA on the Interdependent Self-Construal Experience using Place Dependence and ROS Activity

ROS Activity	Low Place Dependence	Neutral	High Place Dependence
	<u>n</u>	<u>n</u>	<u>n</u>
Backpack	31	25	25
Cycle	12	20	30
Day Hike	15	16	18
Fish or Hunt	7	24	25
View	14	15	21

Table 347

Two-way ANOVA on the Interdependent Self-Construal Experience using Place
Dependence and ROS Activity

Source	<u>df</u>	<u>SS</u>	<u>F</u>	<u>p</u>	<u>R</u> ²
Between	14	29.736	2.40	.0035***	.106
Within	283	250.579			
Total	297	280.314			
Activity	4	14.318	4.04	.0033***	.051
Place Dependence	2	6.565	3.71	.0257*	.023
Activity by Place Dep.	8	13.818	1.95	.0527	.049

Note. * $p < .05$. ** $p < .01$. *** $p < .005$.

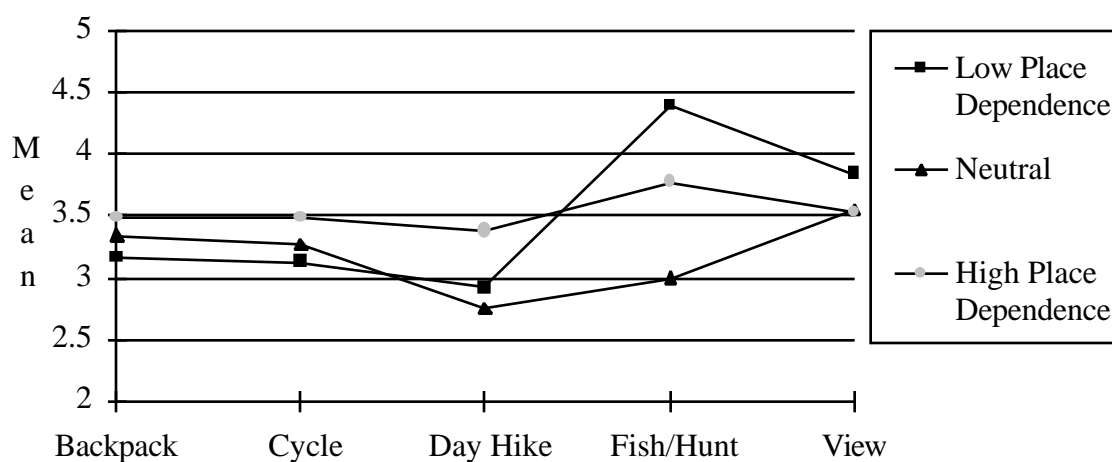


Figure 114: Interaction of Place Dependence and ROS Activity for the Interdependent Self-Construal Experience

Table 348

Tukey's Multiple Comparison Test using Place Dependence on the Interdependent Self-
Construal Experience

Place Dependence	<u>M</u>	Tukey's Test	
High Place Dependence	3.53	A	
Low Place Dependence	3.34	A	B
Neutral	3.19	B	

Note. Means having different letters differ significantly at $p < .05$.

APPENDIX M

RESULTS OF THE STATISTICAL TESTS
CONDUCTED ON THE RECREATION EXPERIENCES USING THE
ROS SETTING & PLACE DEPENDENCE VARIABLES

Functional Manner, Activity Mode, Experience.

The functional manner, activity mode, experience is composed of two items: "developing skills and abilities" and "keeping physically fit." Table 349 shows the number of people in each setting/place dependence category. Table 350 reports the results of the two-way ANOVA for this experience. None of the effects were significant. A graph of the nonsignificant interaction effect is shown in Figure 115.

Table 349

Participant Classification for the Two-way ANOVA on the Functional Manner, Activity Mode, Experience using Place Dependence and ROS Setting

ROS Setting	Low Place Dependence	Neutral	High Place Dependence
	<u>n</u>	<u>n</u>	<u>n</u>
Semi-primitive Non-motor.	74	65	70
Roaded Natural	27	44	64
Rural	8	21	18

Table 350

Two-way ANOVA on the Functional Manner, Activity Mode, Experience using Place Dependence and ROS Setting

Source	<u>df</u>	<u>SS</u>	<u>F</u>	<u>p</u>	<u>R²</u>
Between	8	8.698	1.40	.1948	.028
Within	382	296.713			
Total	390	305.410			
Setting	2	3.171	2.04	.1313	.010
Place Dependence	2	1.178	0.76	.4693	.004
Setting by Place Dep.	4	3.700	1.19	.3149	.012

Note. * $p < .05$. ** $p < .01$. *** $p < .005$.

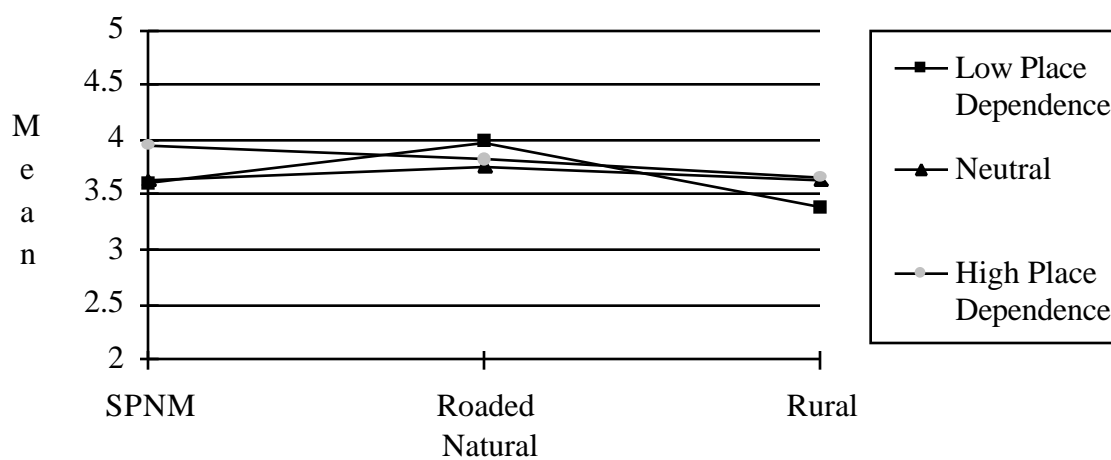


Figure 115: Interaction of Place Dependence and ROS Setting for the Functional Manner, Activity Mode, Experience

Functional Manner, Place Mode, Experience.

The functional manner, place mode, experience is composed of two items: "viewing the scenery" and "being away from the crowds and noise." Table 351 shows the number of people in each setting/place dependence category. Table 352 reports the results of the two-way ANOVA for this experience. None of the effects were significant. A graph of the nonsignificant interaction effect is shown in Figure 116.

Table 351

Participant Classification for the Two-way ANOVA on the Functional Manner, Place Mode, Experience using Place Dependence and ROS Setting

	Low Place Dependence	Neutral	High Place Dependence
ROS Setting	<u>n</u>	<u>n</u>	<u>n</u>
Semi-primitive Non-motor.	74	65	69
Roaded Natural	28	44	64
Rural	8	22	18

Table 352

Two-way ANOVA on the Functional Manner, Place Mode, Experience using Place
Dependence and ROS Setting

Source	<u>df</u>	<u>SS</u>	<u>F</u>	<u>p</u>	<u>R</u> ²
Between	8	8.251	1.99	.0462*	.040
Within	383	198.226			
Total	391	206.477			
Setting	2	0.615	0.59	.5525	.003
Place Dependence	2	2.345	2.27	.1052	.011
Setting by Place Dep.	4	4.154	2.01	.0929	.020

Note. * $p < .05$. ** $p < .01$. *** $p < .005$.

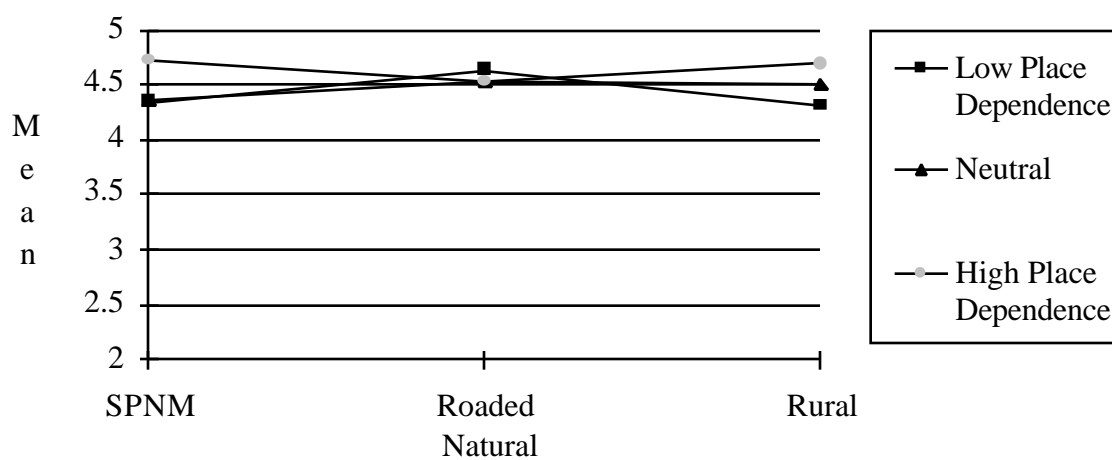


Figure 116: Interaction of Place Dependence and ROS Setting for the Functional Manner,
Place Mode, Experience

Functional Manner, Social Environment Mode, Experience.

The functional manner, social environment mode, experience is composed of three items: "meeting people having similar interests," "meeting new and interesting people," and "sharing your outdoor skills with others." Table 353 shows the number of people in each setting/place dependence category. Table 354 reports the results of the two-way ANOVA for this experience. Both main effects were significant: setting main effect, $F(2, 381) = 5.37, p < .01, R^2 = .027$; place dependence main effect, $F(2, 381) = 4.02, p < .05, R^2 = .020$. A graph of the nonsignificant interaction effect is shown in Figure 117. According to the Tukey's multiple comparison test (Table 355), recreationists with high place dependence ($M = 3.54$) rated the functional manner, social environment mode, experience significantly higher than either recreationists with low place dependence ($M = 3.22$) or who were neutral ($M = 3.16$).

Table 353

Participant Classification for the Two-way ANOVA on the Functional Manner, Social Environment Mode, Experience using Place Dependence and ROS Setting

	Low Place Dependence	Neutral	High Place Dependence
ROS Setting	<u>n</u>	<u>n</u>	<u>n</u>
Semi-primitive Non-motor.	73	64	70
Roaded Natural	27	44	64
Rural	9	22	17

Table 354

Two-way ANOVA on the Functional Manner, Social Environment Mode, Experience using Place Dependence and ROS Setting

Source	<u>df</u>	<u>SS</u>	<u>F</u>	<u>p</u>	<u>R</u> ²
Between	8	22.732	2.88	.0040***	.057
Within	381	375.609			
Total	389	398.341			
Setting	2	10.596	5.37	.0050**	.027
Place Dependence	2	7.927	4.02	.0187*	.020
Setting by Place Dep.	4	0.994	0.25	.9083	.002

Note. * $p < .05$. ** $p < .01$. *** $p < .005$.

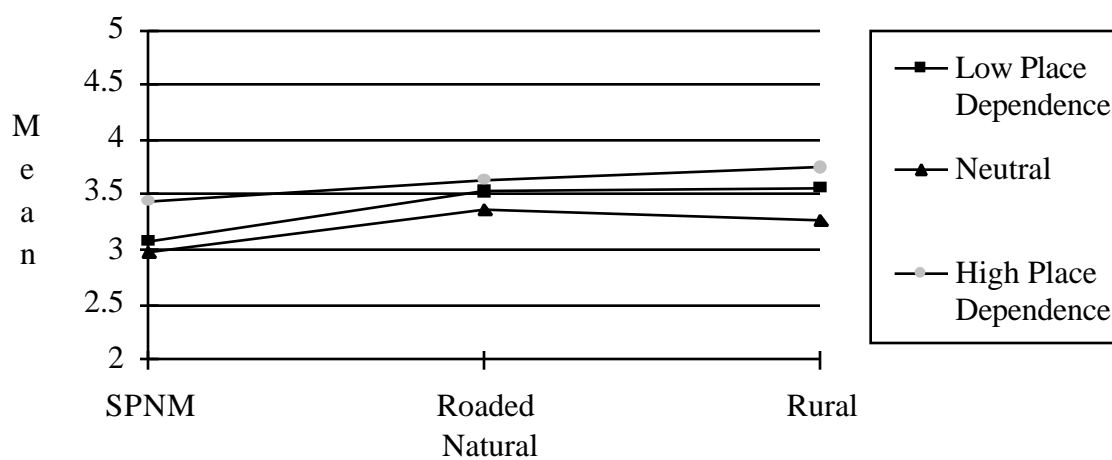


Figure 117: Interaction of Place Dependence and ROS Setting for the Functional Manner, Social Environment Mode, Experience

Table 355

Tukey's Multiple Comparison Test using Place Dependence on the Functional Manner,
Social Environment Mode, Experience

Place Dependence	<u>M</u>	Tukey's Test
High Place Dependence	3.54	A
Low Place Dependence	3.22	B
Neutral	3.16	B

Note. Means having different letters differ significantly at $p < .05$.

Functional Manner, Cognitive Mode, Experience.

The functional manner, cognitive mode, experience is composed of two items: "developing new ideas" and "learning more about nature." Table 356 shows the number of people in each setting/place dependence category. Table 357 reports the results of the two-way ANOVA for this experience. Only the place dependence main effect was significant, $F(2, 377) = 4.74, p < .01, R^2 = .024$. A graph of the nonsignificant interaction effect is shown in Figure 118. According to the Tukey's multiple comparison test (Table 358), recreationists with high place dependence rated the functional manner, cognitive mode, experience significantly higher than recreationists with low place dependence ($M = 3.73$ and $M = 3.31$, respectively).

Table 356

Participant Classification for the Two-way ANOVA on the Functional Manner, Cognitive Mode, Experience using Place Dependence and ROS Setting

ROS Setting	Low Place Dependence	Neutral	High Place Dependence
	<u>n</u>	<u>n</u>	<u>n</u>
Semi-primitive Non-motor.	73	64	70
Roaded Natural	26	44	62
Rural	9	22	16

Table 357

Two-way ANOVA on the Functional Manner, Cognitive Mode, Experience using Place Dependence and ROS Setting

Source	<u>df</u>	<u>SS</u>	<u>F</u>	<u>p</u>	<u>R</u> ²
Between	8	14.549	2.15	.0303*	.044
Within	377	318.296			
Total	385	332.845			
Setting	2	1.524	0.90	.4063	.005
Place Dependence	2	8.007	4.74	.0093**	.024
Setting by Place Dep.	4	1.231	0.36	.8338	.004

Note. * $p < .05$. ** $p < .01$. *** $p < .005$.

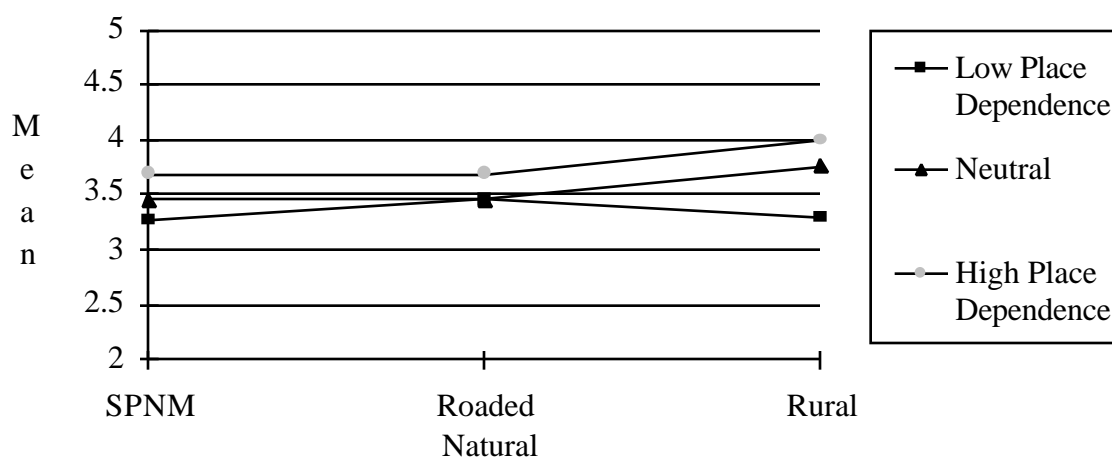


Figure 118: Interaction of Place Dependence and ROS Setting for the Functional Manner, Cognitive Mode, Experience

Table 358

Tukey's Multiple Comparison Test using Place Dependence on the Functional Manner,
Cognitive Mode, Experience

Place Dependence	<u>M</u>	Tukey's Test
High Place Dependence	3.73	A
Neutral	3.49	A B
Low Place Dependence	3.31	B

Note. Means having different letters differ significantly at $p < .05$.

Self-Evaluative Manner Experience.

The self-evaluative manner experience is composed of six items: "feeling more self-confident," "feeling more self-reliant," "control over my time and activities," "being able to achieve my goals," "controlling my thoughts and feelings," and "letting others see me as I really am." Table 359 shows the number of people in each setting/place dependence category. Table 360 reports the results of the two-way ANOVA for this experience. Only the place dependence main effect was significant, $F(2, 379) = 5.03, p < .01, R^2 = .025$. A graph of the nonsignificant interaction effect is shown in Figure 119. According to the Tukey's multiple comparison test (Table 361), recreationists with high place dependence ($M = 3.71$) rated the self-evaluative manner experience significantly higher than either recreationists with low place dependence ($M = 3.31$) or who were neutral ($M = 3.24$).

Table 359

Participant Classification for the Two-way ANOVA on the Self-Evaluative Manner Experience using Place Dependence and ROS Setting

ROS Setting	Low Place Dependence	Neutral	High Place Dependence
	<u>n</u>	<u>n</u>	<u>n</u>
Semi-primitive Non-motor.	72	65	70
Roaded Natural	26	43	63
Rural	9	22	18

Table 360

Two-way ANOVA on the Self-Evaluative Manner Experience using Place Dependence and ROS Setting

Source	<u>df</u>	<u>SS</u>	<u>F</u>	<u>p</u>	<u>R²</u>
Between	8	17.414	2.92	.0035***	.058
Within	379	282.331			
Total	387	299.745			
Setting	2	1.127	0.76	.4701	.004
Place Dependence	2	7.498	5.03	.0070**	.025
Setting by Place Dep.	4	1.996	0.67	.6132	.007

Note. * $p < .05$. ** $p < .01$. *** $p < .005$.

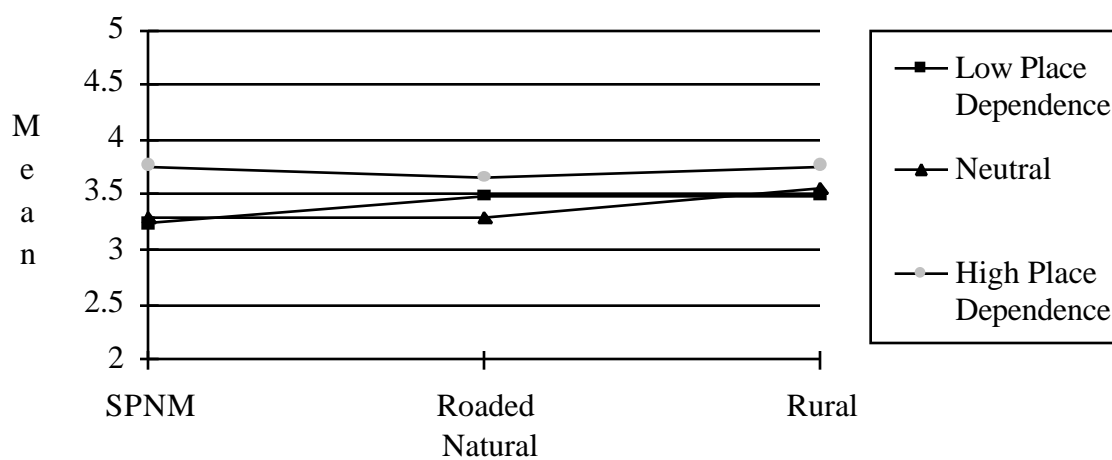


Figure 119: Interaction of Place Dependence and ROS Setting for the Self-Evaluative Manner Experience

Table 361

Tukey's Multiple Comparison Test using Place Dependence on the Self-Evaluative Manner
Experience

Place Dependence	<u>M</u>	Tukey's Test
High Place Dependence	3.71	A
Low Place Dependence	3.31	B
Neutral	3.24	B

Note. Means having different letters differ significantly at $p < .05$.

Identity Manner Experience.

The identity manner experience is composed of five items: "feeling I'm part of something much bigger," "feeling a sense of oneness with nature," "being reminded of the things that matter most in my life," "thinking about my life and personal values," and "learning more about who I am." Table 362 shows the number of people in each setting/place dependence category. Table 363 reports the results of the two-way ANOVA for this experience. None of the effects were significant. A graph of the nonsignificant interaction effect is shown in Figure 120.

Table 362

Participant Classification for the Two-way ANOVA on the Identity Manner Experience using Place Dependence and ROS Setting

	Low Place Dependence	Neutral	High Place Dependence
ROS Setting	<u>n</u>	<u>n</u>	<u>n</u>
Semi-primitive Non-motor.	74	65	70
Roaded Natural	28	44	64
Rural	9	22	18

Table 363

Two-way ANOVA on the Identity Manner Experience using Place Dependence and ROSSetting

Source	<u>df</u>	<u>SS</u>	<u>F</u>	<u>p</u>	<u>R²</u>
Between	8	17.497	2.63	.0081**	.051
Within	385	319.830			
Total	393	337.327			
Setting	2	2.027	1.22	.2964	.006
Place Dependence	2	2.447	1.47	.2306	.007
Setting by Place Dep.	4	6.513	1.96	.0999	.019

Note. * $p < .05$. ** $p < .01$. *** $p < .005$.

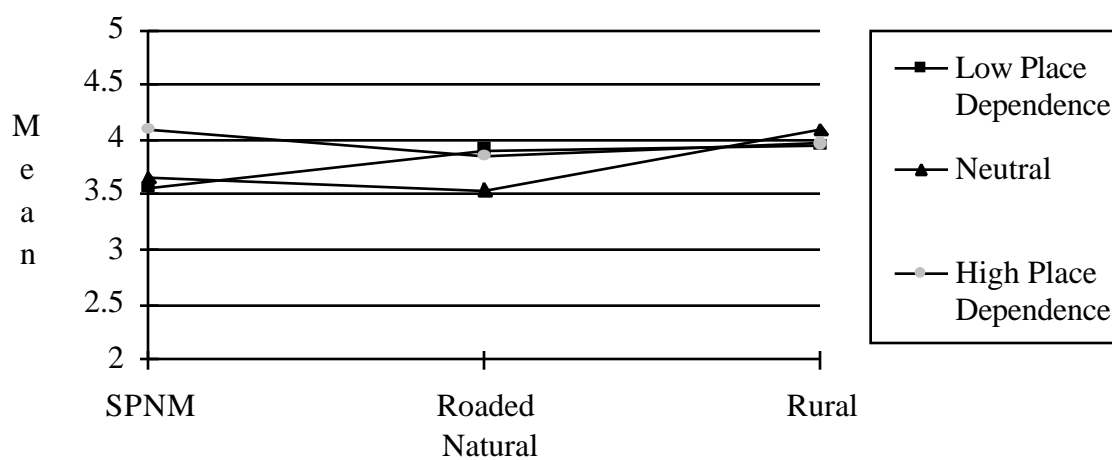


Figure 120: Interaction of Place Dependence and ROS Setting for the Identity Manner Experience

Affective Manner Experience.

The affective manner experience is composed of three items: "experiencing tranquillity," "experiencing excitement," and "releasing or reducing built-up tensions." Table 364 shows the number of people in each setting/place dependence category. Table 365 reports the results of the two-way ANOVA for this experience. Only the place dependence main effect was significant, $F(2, 377) = 3.70, p < .05, R^2 = .018$. A graph of the nonsignificant interaction effect is shown in Figure 121. According to the Tukey's multiple comparison test (Table 366), recreationists with high place dependence ($M = 4.11$) rated the affective manner experience significantly higher than either recreationists with low place dependence ($M = 3.64$) or who were neutral ($M = 3.83$).

Table 364

Participant Classification for the Two-way ANOVA on the Affective Manner Experience using Place Dependence and ROS Setting

ROS Setting	Low Place Dependence	Neutral	High Place Dependence
	<u>n</u>	<u>n</u>	<u>n</u>
Semi-primitive Non-motor.	73	64	68
Roaded Natural	27	43	63
Rural	9	22	17

Table 365

Two-way ANOVA on the Affective Manner Experience using Place Dependence and ROSSetting

Source	<u>df</u>	<u>SS</u>	<u>F</u>	<u>p</u>	<u>R</u> ²
Between	8	22.142	3.64	.0004***	.072
Within	377	286.411			
Total	385	308.553			
Setting	2	2.289	1.51	.2230	.007
Place Dependence	2	5.629	3.70	.0255*	.018
Setting by Place Dep.	4	5.484	1.80	.1272	.018

Note. * $p < .05$. ** $p < .01$. *** $p < .005$.

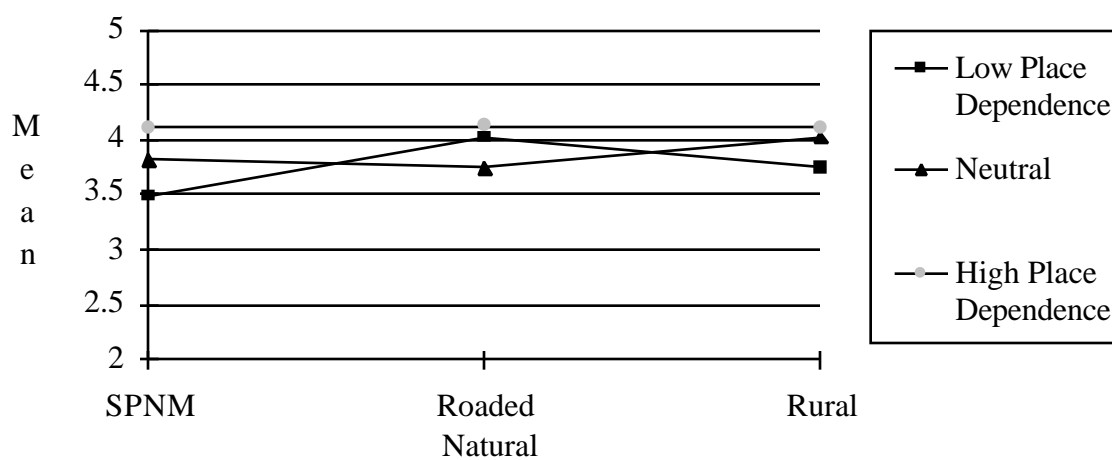


Figure 121: Interaction of Place Dependence and ROS Setting for the Affective Manner Experience

Table 366

Tukey's Multiple Comparison Test using Place Dependence on the Affective MannerExperience

Place Dependence	<u>M</u>	Tukey's Test
High Place Dependence	4.11	A
Neutral	3.83	B
Low Place Dependence	3.64	B

Note. Means having different letters differ significantly at $p < .05$.

Absorption Manner, Challenge Dimension, Experience.

The absorption manner, challenge dimension, experience is composed of two items: "taking risks" and "being creative." Table 367 shows the number of people in each setting/place dependence category. Table 368 reports the results of the two-way ANOVA for this experience. Only the setting main effect was significant, $F(2, 367) = 4.72, p < .01, R^2 = .025$. A graph of the nonsignificant interaction effect is shown in Figure 122.

Table 367

Participant Classification for the Two-way ANOVA on the Absorption Manner, Challenge Dimension, Experience using Place Dependence and ROS Setting

	Low Place Dependence	Neutral	High Place Dependence
ROS Setting	<u>n</u>	<u>n</u>	<u>n</u>
Semi-primitive Non-motor.	72	63	68
Roaded Natural	24	42	61
Rural	8	22	16

Table 368

Two-way ANOVA on the Absorption Manner, Challenge Dimension, Experience using Place Dependence and ROS Setting

Source	<u>df</u>	<u>SS</u>	<u>F</u>	<u>p</u>	<u>R²</u>
Between	8	18.092	2.19	.0279*	.045
Within	367	379.626			
Total	375	397.717			
Setting	2	9.755	4.72	.0095**	.025
Place Dependence	2	2.675	1.29	.2757	.007
Setting by Place Dep.	4	3.027	0.73	.5708	.008

Note. * $p < .05$. ** $p < .01$. *** $p < .005$.

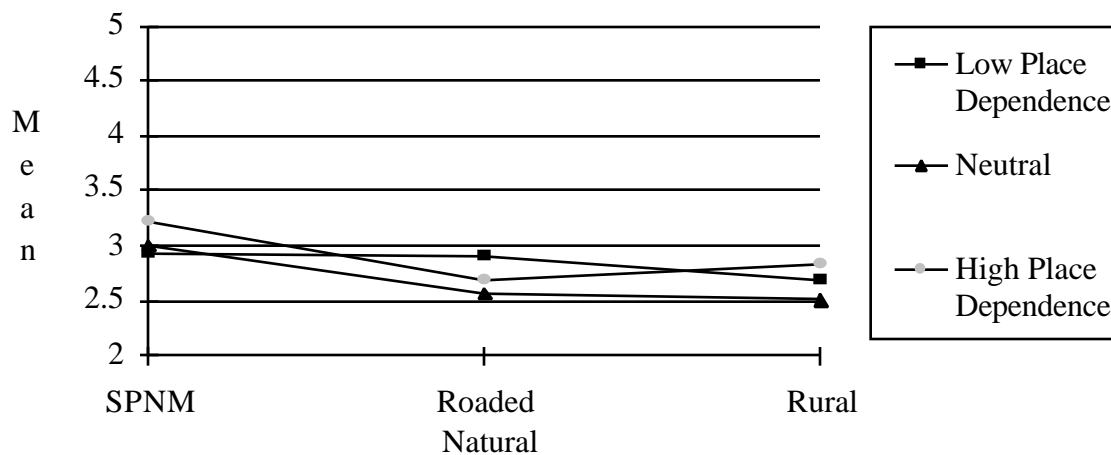


Figure 122: Interaction of Place Dependence and ROS Setting for the Absorption Manner, Challenge Dimension, Experience

Absorption Manner, Attention Dimension, Experience.

The absorption manner, attention dimension, experience is composed of three items: "becoming so absorbed in my experience that I lose track of everything around me," "living only in the moment; forgetting the everyday worries of life," and "enjoying this visit so much I lose track of time." Table 369 shows the number of people in each setting/place dependence category. Table 370 reports the results of the two-way ANOVA for this experience. Only the place dependence main effect was significant, $F(2, 379) = 3.38$, $p < .05$, $R^2 = .017$. A graph of the nonsignificant interaction effect is shown in Figure 123. According to the Tukey's multiple comparison test (Table 371), recreationists with high place dependence ($M = 3.80$) rated the absorption manner, attention dimension, experience significantly higher than either recreationists with low place dependence ($M = 3.33$) or recreationists who were neutral ($M = 3.50$).

Table 369

Participant Classification for the Two-way ANOVA on the Absorption Manner, Attention Dimension, Experience using Place Dependence and ROS Setting

ROS Setting	Low Place Dependence	Neutral	High Place Dependence
	<u>n</u>	<u>n</u>	<u>n</u>
Semi-primitive Non-motor.	73	64	70
Roaded Natural	25	43	64
Rural	9	22	18

Table 370

Two-way ANOVA on the Absorption Manner, Attention Dimension, Experience using Place Dependence and ROS Setting

Source	<u>df</u>	<u>SS</u>	<u>F</u>	<u>p</u>	<u>R²</u>
Between	8	19.762	2.62	.0083**	.052
Within	379	356.927			
Total	387	376.690			
Setting	2	2.321	1.23	.2928	.006
Place Dependence	2	6.367	3.38	.0351*	.017
Setting by Place Dep.	4	2.103	0.56	.6930	.006

Note. * $p < .05$. ** $p < .01$. *** $p < .005$.

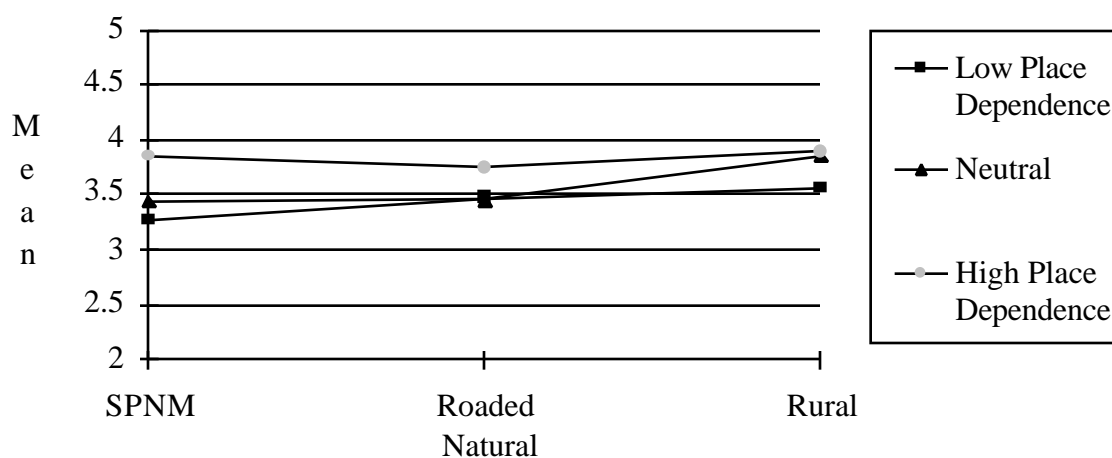


Figure 123: Interaction of Place Dependence and ROS Setting for the Absorption Manner, Attention Dimension, Experience

Table 371

Tukey's Multiple Comparison Test using Place Dependence on the Absorption Manner,
Attention Dimension, Experience

Place Dependence	<u>M</u>	Tukey's Test
High Place Dependence	3.80	A
Neutral	3.50	B
Low Place Dependence	3.33	B

Note. Means having different letters differ significantly at $p < .05$.

Interdependent Self-Construal Experience.

The interdependent self-construal experience is composed of three items: "understanding my companions' thoughts and feelings," "finding happiness in my companions achievements," and "finding harmony with my companions." Table 372 shows the number of people in each setting/place dependence category. Table 373 reports the results of the two-way ANOVA for this experience. Only the physical setting main effect was significant, $F(2, 375) = 5.23, p < .01, R^2 = .026$. A graph of the nonsignificant interaction effect is shown in Figure 124.

Table 372

Participant Classification for the Two-way ANOVA on the Interdependent Self-Construal Experience using Place Dependence and ROS Setting

	Low Place Dependence	Neutral	High Place Dependence
ROS Setting	<u>n</u>	<u>n</u>	<u>n</u>
Semi-primitive Non-motor.	72	64	68
Roaded Natural	25	44	63
Rural	9	22	17

Table 373

Two-way ANOVA on the Interdependent Self-Construal Experience using Place
Dependence and ROS Setting

Source	<u>df</u>	<u>SS</u>	<u>F</u>	<u>p</u>	<u>R²</u>
Between	8	21.266	2.87	.0042***	.058
Within	375	347.928			
Total	383	369.194			
Setting	2	9.713	5.23	.0057**	.026
Place Dependence	2	2.817	1.52	.2205	.008
Setting by Place Dep.	4	4.838	1.30	.2681	.013

Note. * $p < .05$. ** $p < .01$. *** $p < .005$.

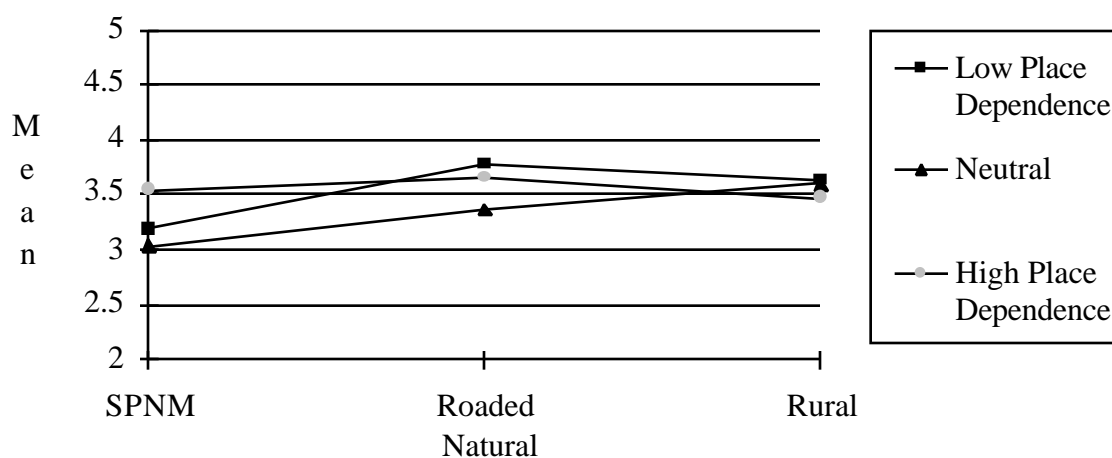


Figure 124: Interaction of Place Dependence and ROS Setting for the Interdependent Self-Construal Experience

APPENDIX N

RESULTS OF THE STATISTICAL TESTS
CONDUCTED ON THE RECREATION EXPERIENCES USING THE
ROS EXPERTISE & PLACE DEPENDENCE VARIABLES

Functional Manner, Activity Mode, Experience.

The functional manner, recreation activity mode, experience is composed of two items: "developing skills and abilities" and "keeping physically fit." Table 374 shows the number of individuals in each expertise/place dependence category. Table 375 reports the results of the two-way ANOVA for this experience. Only the expertise main effect was significant, $F(1, 336) = 5.43$, $p < .05$, $R^2 = .016$. A graph of the nonsignificant interaction effect is shown in Figure 125.

Table 374

Participant Classification for the Two-way ANOVA on the Functional Manner, Activity Mode, Experience using Place Dependence and ROS Expertise

	Low Place Dependence	Neutral	High Place Dependence
ROS Expertise	<u>n</u>	<u>n</u>	<u>n</u>
Novice	36	49	57
Expert	56	66	78

Table 375

Two-way ANOVA on the Functional Manner, Activity Mode, Experience using Place
Dependence and ROS Expertise

Source	<u>df</u>	<u>SS</u>	<u>F</u>	<u>p</u>	<u>R</u> ²
Between	5	6.572	1.69	.1364	.025
Within	336	261.303			
Total	341	267.875			
Expertise	1	4.225	5.43	.0204*	.016
Place Dependence	2	1.714	1.10	.3333	.006
Expertise by Place Dep. 2		1.057	0.68	.5075	.004

Note. * $p < .05$. ** $p < .01$. *** $p < .005$.

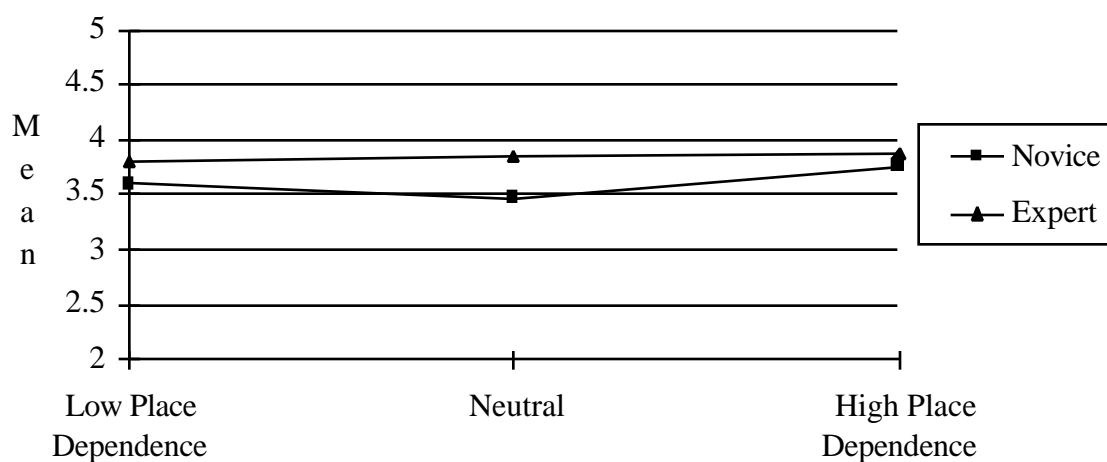


Figure 125: Interaction of Place Dependence and ROS Expertise for the Functional
Manner, Activity Mode, Experience

Functional Manner, Place Mode, Experience.

The functional manner, place mode, experience is composed of two items: "viewing the scenery" and "being away from the crowds and noise." Table 376 shows the number of individuals in each expertise/place dependence category. Table 377 reports the results of the two-way ANOVA for this experience. Both main effects were significant: expertise main effect, $F(1, 336) = 4.03, p < .05, R^2 = .012$; place dependence main effect, $F(2, 336) = 4.00, p < .05, R^2 = .023$. A graph of the nonsignificant interaction effect is shown in Figure 126. Although the place dependence main effect was significant, a follow-up Tukey's multiple comparison test (Table 378) did not identify any significant differences.

Table 376

Participant Classification for the Two-way ANOVA on the Functional Manner, Place Mode, Experience using Place Dependence and ROS Expertise

	Low Place Dependence	Neutral	High Place Dependence
ROS Expertise	<u>n</u>	<u>n</u>	<u>n</u>
Novice	36	49	57
Expert	56	66	78

Table 377

Two-way ANOVA on the Functional Manner, Place Mode, Experience using Place
Dependence and ROS Expertise

Source	<u>df</u>	<u>SS</u>	<u>F</u>	<u>p</u>	<u>R²</u>
Between	5	7.026	2.62	.0241*	.038
Within	336	179.997			
Total	341	186.997			
Expertise	1	2.158	4.03	.0455*	.012
Place Dependence	2	4.285	4.00	.0192*	.023
Expertise by Place Dep.	2	2.111	1.97	.1409	.011

Note. * $p < .05$. ** $p < .01$. *** $p < .005$.

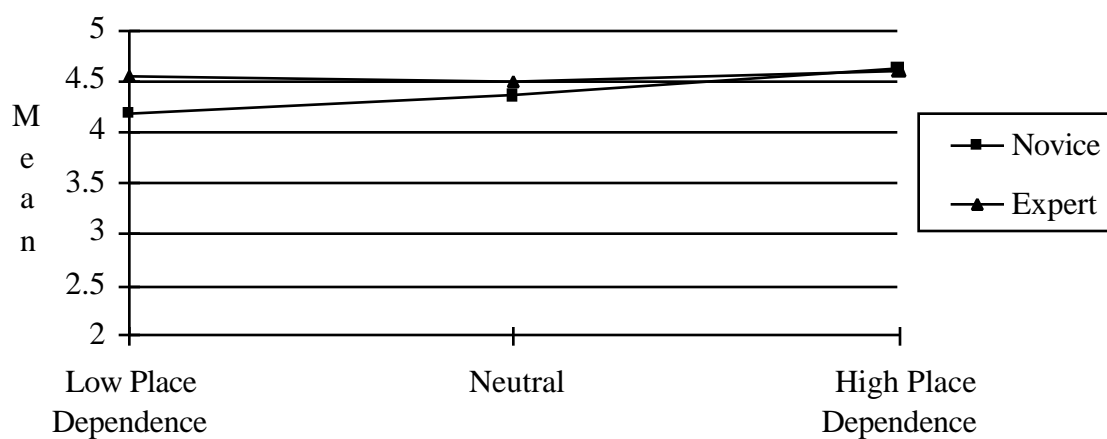


Figure 126: Interaction of Place Dependence and ROS Expertise for the Functional
Manner, Place Mode, Experience

Table 378

Tukey's Multiple Comparison Test using Place Dependence on the Functional Manner,
Place Mode, Experience

Place Dependence	<u>M</u>	Tukey's Test
High Place Dependence	4.62	A
Neutral	4.43	A
Low Place Dependence	4.40	A

Note. Means having different letters differ significantly at $p < .05$.

Functional Manner, Social Environment Mode, Experience.

The functional manner, social environment mode, experience is composed of three items: "meeting people having similar interests," "meeting new and interesting people," and "sharing your outdoor skills with others." Table 379 shows the number of individuals in each expertise/place dependence category. Table 380 reports the results of the two-way ANOVA for this experience. Both main effects were significant: expertise main effect, $F(1, 335) = 14.06$, $p < .005$, $R^2 = .039$; place dependence main effect, $F(2, 335) = 6.29$, $p < .005$, $R^2 = .035$. A graph of the nonsignificant interaction effect is shown in Figure 127. According to the Tukey's multiple comparison test (Table 381), recreationists with high place dependence ($M = 3.51$) rated the functional manner, social environment mode, experience significantly higher than either recreationists with low place dependence ($M = 3.15$) or recreationists who were neutral ($M = 3.18$).

Table 379

Participant Classification for the Two-way ANOVA on the Functional Manner, Social Environment Mode, Experience using Place Dependence and ROS Expertise

	Low Place Dependence	Neutral	High Place Dependence
ROS Expertise	<u>n</u>	<u>n</u>	<u>n</u>
Novice	36	49	57
Expert	56	65	78

Table 380

Two-way ANOVA on the Functional Manner, Social Environment Mode, Experience using Place Dependence and ROS Expertise

Source	<u>df</u>	<u>SS</u>	<u>F</u>	<u>p</u>	<u>R</u> ²
Between	5	25.582	5.48	.0001***	.076
Within	335	312.508			
Total	340	338.090			
Expertise	1	13.112	14.06	.0002***	.039
Place Dependence	2	11.743	6.29	.0021***	.035
Expertise by Place Dep.	2	4.099	2.20	.1127	.012

Note. * $p < .05$. ** $p < .01$. *** $p < .005$.

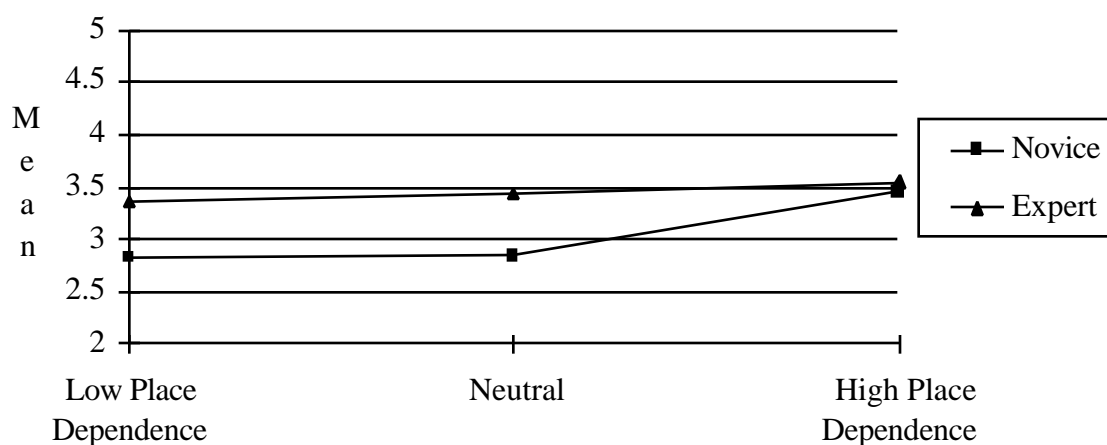


Figure 127: Interaction of Place Dependence and ROS Expertise for the Functional Manner, Social Environment Mode, Experience

Table 381

Tukey's Multiple Comparison Test using Place Dependence on the Functional Manner,
Social Environment Mode, Experience

Place Dependence	<u>M</u>	Tukey's Test
High Place Dependence	3.51	A
Neutral	3.18	B
Low Place Dependence	3.15	B

Note. Means having different letters differ significantly at $p < .05$.

Functional Manner, Cognitive Mode, Experience.

The functional manner, cognitive mode, experience is composed of two items: "developing new ideas" and "learning more about nature." Table 382 shows the number of people in each expertise/place dependence category. Table 383 reports the results of the two-way ANOVA for this experience. Both main effects were significant: expertise main effect, $F(1, 332) = 7.08$, $p < .01$, $R^2 = .020$; place dependence main effect, $F(2, 332) = 6.58$, $p < .005$, $R^2 = .037$. A graph of the nonsignificant interaction effect is shown in Figure 128. According to the Tukey's multiple comparison test (Table 384), recreationists with high place dependence rated the functional manner, cognitive mode, experience significantly higher than recreationists with low place dependence ($M = 3.69$ and $M = 3.28$, respectively).

Table 382

Participant Classification for the Two-way ANOVA on the Functional Manner, Cognitive Mode, Experience using Place Dependence and ROS Expertise

	Low Place Dependence	Neutral	High Place Dependence
ROS Expertise	<u>n</u>	<u>n</u>	<u>n</u>
Novice	36	48	57
Expert	56	66	75

Table 383

Two-way ANOVA on the Functional Manner, Cognitive Mode, Experience using Place Dependence and ROS Expertise

Source	<u>df</u>	<u>SS</u>	<u>F</u>	<u>p</u>	<u>R</u> ²
Between	5	15.516	3.85	.0021***	.055
Within	332	267.688			
Total	337	283.204			
Expertise	1	5.706	7.08	.0082**	.020
Place Dependence	2	10.603	6.58	.0016***	.037
Expertise by Place Dep.	2	1.601	0.99	.3717	.006

Note. * $p < .05$. ** $p < .01$. *** $p < .005$.

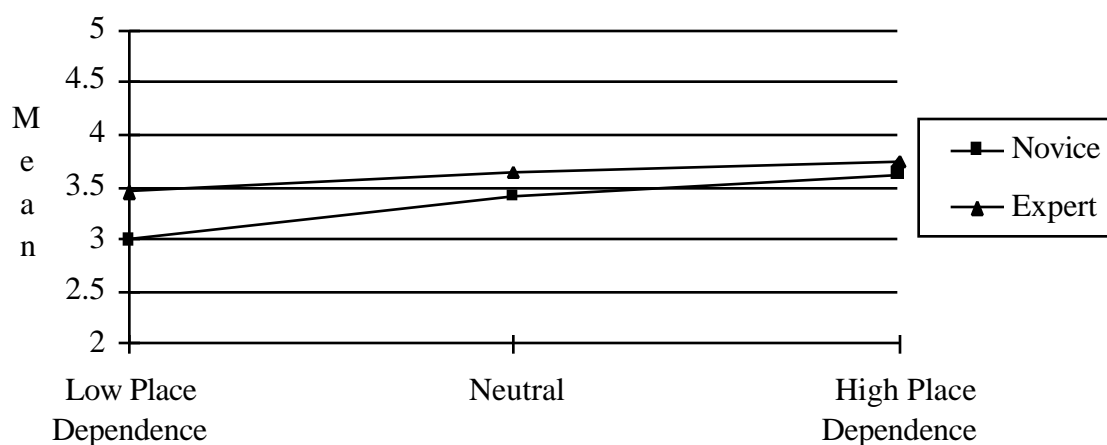


Figure 128: Interaction of Place Dependence and ROS Expertise for the Functional Manner, Cognitive Mode, Experience

Table 384

Tukey's Multiple Comparison Test using Place Dependence on the Functional Manner,
Cognitive Mode, Experience

Place Dependence	<u>M</u>	Tukey's Test
High Place Dependence	3.69	A
Neutral	3.54	A B
Low Place Dependence	3.28	B

Note. Means having different letters differ significantly at $p < .05$.

Self-Evaluative Manner Experience.

The self-evaluative manner experience is composed of six items: "feeling more self-confident," "feeling more self-reliant," "control over my time and activities," "being able to achieve my goals," "controlling my thoughts and feelings," and "letting others see me as I really am." Table 385 shows the number of individuals in each expertise/place dependence category. Table 386 reports the results of the two-way ANOVA for this experience. Both main effects were significant: expertise main effect, $F(1, 332) = 23.90, p < .005, R^2 = .063$; place dependence main effect, $F(2, 332) = 11.33, p < .005, R^2 = .060$. A graph of the nonsignificant interaction effect is shown in Figure 129. According to the Tukey's multiple comparison test (Table 387), recreationists with high place dependence ($M = 3.68$) rated the self-evaluative manner experience significantly higher than either recreationists with low place dependence or ($M = 3.23$) and recreationists who were neutral ($M = 3.35$).

Table 385

Participant Classification for the Two-way ANOVA on the Self-Evaluative Manner Experience using Place Dependence and ROS Expertise

	Low Place Dependence	Neutral	High Place Dependence
ROS Expertise	<u>n</u>	<u>n</u>	<u>n</u>
Novice	35	48	57
Expert	55	66	77

Table 386

Two-way ANOVA on the Self-Evaluative Manner Experience using Place Dependence and ROS Expertise

Source	<u>df</u>	<u>SS</u>	<u>F</u>	<u>p</u>	<u>R²</u>
Between	5	29.550	8.91	.0001***	.118
Within	332	220.338			
Total	337	249.888			
Expertise	1	15.859	23.90	.0001***	.063
Place Dependence	2	15.033	11.33	.0001***	.060
Expertise by Place Dep.	2	2.888	2.18	.1151	.012

Note. * $p < .05$. ** $p < .01$. *** $p < .005$.

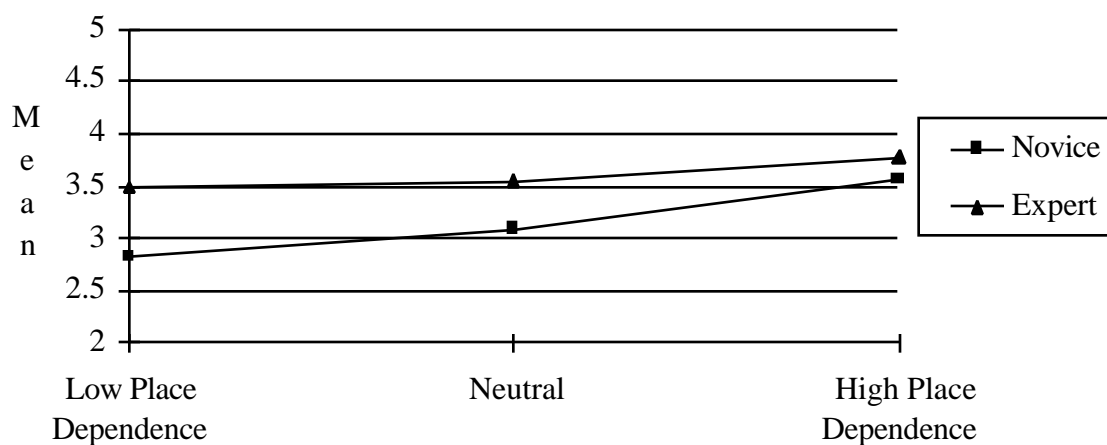


Figure 129: Interaction of Place Dependence and ROS Expertise for the Self-Evaluative Manner Experience

Table 387

Tukey's Multiple Comparison Test using Place Dependence on the Self-Evaluative Manner Experience

Place Dependence	<u>M</u>	Tukey's Test
High Place Dependence	3.68	A
Neutral	3.35	B
Low Place Dependence	3.23	B

Note. Means having different letters differ significantly at $p < .05$.

Identity Manner Experience.

The identity manner experience is composed of five items: "feeling I'm part of something much bigger," "feeling a sense of oneness with nature," "being reminded of the things that matter most in my life," "thinking about my life and personal values," and "learning more about who I am." Table 388 shows the number of individuals in each expertise/place dependence category. Table 389 reports the results of the two-way ANOVA for this experience. All of the effects were significant: expertise main effect, $F(1, 336) = 19.06, p < .005$; place dependence main effect, $F(2, 336) = 5.57, p < .005$; interaction effect, $F(2, 336) = 4.57, p < .05$. R^2 s were .052, .030, and .025 respectively. A graph of the significant interaction effect is shown in Figure 130. The results of the Tukey's multiple comparison test on the interaction effect (Table 390) indicated that: (a) experts with high place dependence ($M = 3.97$), experts with low place dependence ($M = 3.94$), experts who were neutral ($M = 3.89$), and novices with high place dependence ($M = 3.89$) all rated the identity manner experience significantly higher than novices with low place dependence ($M = 3.14$). And (b) experts with high place dependence ($M = 3.97$) also rated this experience significantly higher than novices who were neutral ($M = 3.51$).

Table 388

Participant Classification for the Two-way ANOVA on the Identity Manner Experience
using Place Dependence and ROS Expertise

	Low Place Dependence	Neutral	High Place Dependence
ROS Expertise	<u>n</u>	<u>n</u>	<u>n</u>
Novice	36	49	57
Expert	56	66	78

Table 389

Two-way ANOVA on the Identity Manner Experience using Place Dependence and ROSExpertise

Source	<u>df</u>	<u>SS</u>	<u>F</u>	<u>p</u>	<u>R²</u>
Between	5	24.437	6.42	.0001***	.087
Within	336	255.632			
Total	338	280.069			
Expertise	1	14.502	19.06	.0001***	.052
Place Dependence	2	8.481	5.57	.0042***	.030
Expertise by Place Dep.	2	6.950	4.57	.0110*	.025

Note. * $p < .05$. ** $p < .01$. *** $p < .005$.

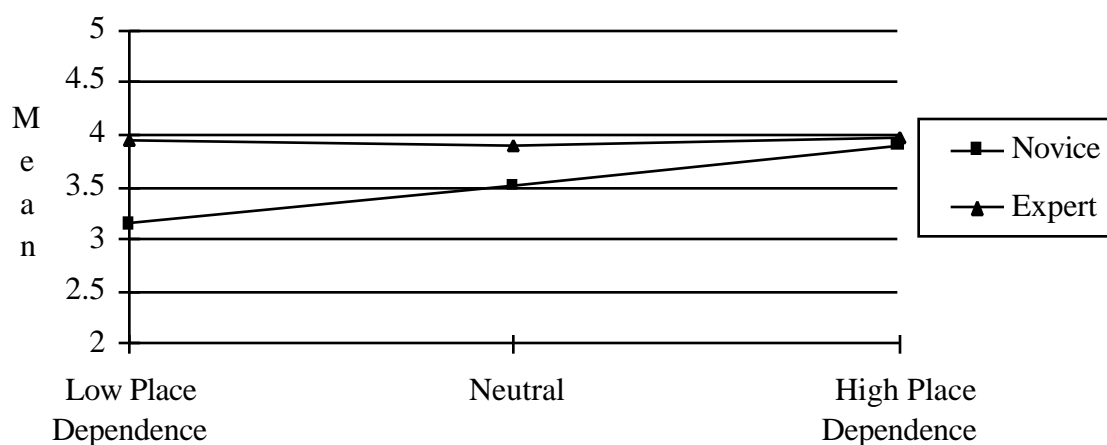


Figure 130: Interaction of Place Dependence and ROS Expertise for the Identity Manner Experience

Table 390

Tukey's Multiple Comparison Tests by ROS Expertise and Place Dependence on the Identity Manner Experience

ROS Expertise & Place Dependence	<u>M</u>	Tukey's Test	
Expert & High Place Dependence	3.97	A	
Expert & Low Place Dependence	3.94	A	B
Expert & Neutral	3.89	A	B
Novice & High Place Dependence	3.89	A	B
Novice & Neutral	3.51		B C
Novice & Low Place Dependence	3.14		C

Note. Means having different letters differ significantly at $p < .05$.

Affective Manner Experience.

The affective manner experience is composed of: "experiencing tranquillity," "experiencing excitement," and "releasing or reducing built-up tensions." Table 391 shows the number of people in each category. All of the effects were significant (Table 392): expertise main effect, $F(1, 329) = 7.50, p < .001$; place dependence main effect, $F(2, 329) = 13.37, p < .005$; interaction effect, $F(2, 329) = 4.80, p < .01$. R^2 s were .021, .073, and .026 respectively. Figure 131 shows a graph of the significant interaction effect. The results of the Tukey's tests on the interaction effect (Table 393) indicate that novices with high place dependence ($M = 4.16$), experts with high place dependence ($M = 4.06$), experts with low place dependence ($M = 3.81$), experts who were neutral ($M = 3.97$), all rated the affective manner experience significantly higher than novices with low place dependence ($M = 3.20$).

Table 391

Participant Classification for the Two-way ANOVA on the Affective Manner Experience
using Place Dependence and ROS Expertise

	Low Place Dependence	Neutral	High Place Dependence
ROS Expertise	<u>n</u>	<u>n</u>	<u>n</u>
Novice	35	48	57
Expert	55	65	75

Table 392

Two-way ANOVA on the Affective Manner Experience using Place Dependence and ROSExpertise

Source	<u>df</u>	<u>SS</u>	<u>F</u>	<u>p</u>	<u>R²</u>
Between	5	25.503	7.20	.0001***	.099
Within	329	233.022			
Total	334	258.525			
Expertise	1	5.309	7.50	.0065**	.021
Place Dependence	2	18.939	13.37	.0001***	.073
Expertise by Place Dep.	2	6.796	4.80	.0088**	.026

Note. * $p < .05$. ** $p < .01$. *** $p < .005$.

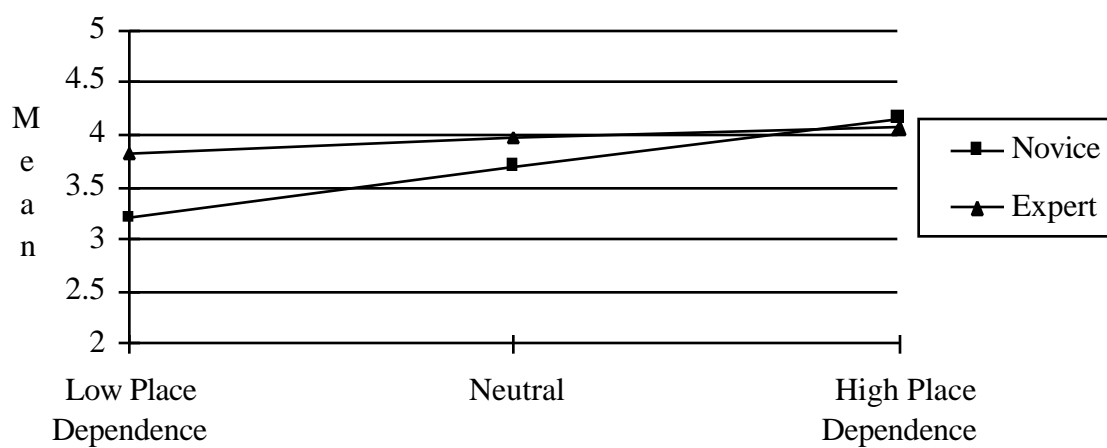


Figure 131: Interaction of Place Dependence and ROS Expertise for the Affective Manner Experience

Table 393

Tukey's Multiple Comparison Tests by Expertise and Place Dependence on the Affective Manner Experience

ROS Expertise & Place Dependence	<u>M</u>	Tukey's Test	
Novice & High Place Dependence	4.16	A	
Expert & High Place Dependence	4.06	A	
Expert & Neutral	3.97	A	
Expert & Low Place Dependence	3.81	A	
Novice & Neutral	3.70	A	B
Novice & Low Place Dependence	3.20		B

Note. Means having different letters differ significantly at $p < .05$.

Absorption Manner, Challenge Dimension, Experience.

The absorption manner, challenge dimension, experience is composed of two items: "taking risks" and "being creative." Table 394 shows the number of people in each expertise/place dependence category. As Table 395 shows, only the expertise main effect was significant, $F(1, 325) = 10.39, p < .005$. Figure 132 shows a graph of the nonsignificant interaction effect.

Table 394

Participant Classification for the Two-way ANOVA on the Absorption Manner, Challenge Dimension, Experience using Place Dependence and ROS Expertise

	Low Place Dependence	Neutral	High Place Dependence
ROS Expertise	<u>n</u>	<u>n</u>	<u>n</u>
Novice	35	47	56
Expert	55	64	74

Table 395

Two-way ANOVA on the Absorption Manner, Challenge Dimension, Experience using Place Dependence and ROS Expertise

Source	<u>df</u>	<u>SS</u>	<u>F</u>	<u>p</u>	<u>R²</u>
Between	5	13.097	2.57	.0269*	.038
Within	325	331.569			
Total	330	344.666			
Expertise	1	10.596	10.39	.0014***	.031
Place Dependence	2	1.365	0.67	.5129	.004
Expertise by Place Dep.	2	0.969	0.48	.6223	.003

Note. * $p < .05$. ** $p < .01$. *** $p < .005$.

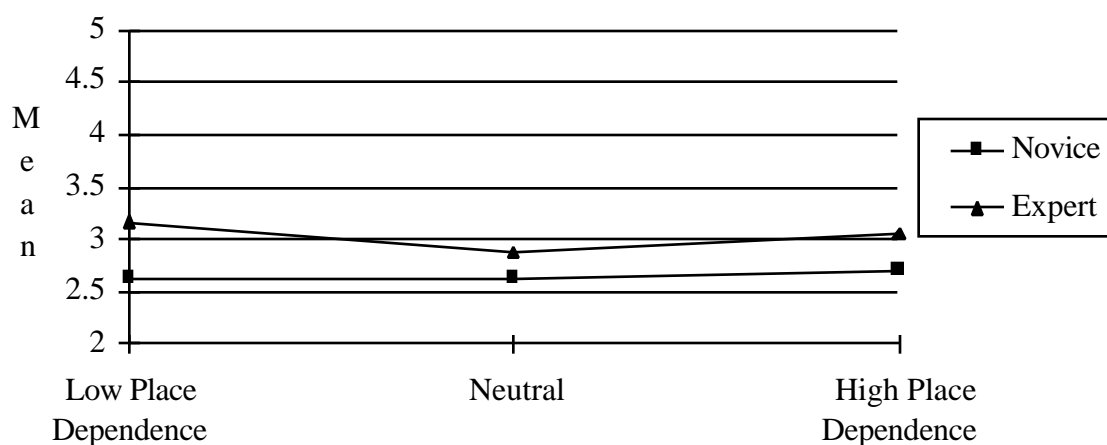


Figure 132: Interaction of Place Dependence and ROS Expertise for the Absorption Manner, Challenge Dimension, Experience

Absorption Manner, Attention Dimension, Experience.

The absorption manner, attention dimension, experience is composed of three items: "becoming so absorbed in my experience that I lose track of everything around me," "living only in the moment; forgetting the everyday worries of life," and "enjoying this visit so much I lose track of time." Table 396 shows the number of people in each category. As Table 397 reports, both main effects were significant: expertise main effect, $F(1, 332) = 13.50, p < .005$; place dependence main effect, $F(2, 332) = 7.39, p < .005$. R^2 s were .037 and .041, respectively. Figure 133 shows a graph of the nonsignificant interaction effect. According to the Tukey's multiple comparison test (Table 398), people with high place dependence rated this experience significantly higher than people with low place dependence ($M = 3.75$ and $M = 3.33$, respectively).

Table 396

Participant Classification for the Two-way ANOVA on the Absorption Manner, Attention Dimension, Experience using Place Dependence and ROS Expertise

	Low Place Dependence	Neutral	High Place Dependence
ROS Expertise	<u>n</u>	<u>n</u>	<u>n</u>
Novice	35	48	57
Expert	55	65	78

Table 397

Two-way ANOVA on the Absorption Manner, Attention Dimension, Experience using Place Dependence and ROS Expertise

Source	<u>df</u>	<u>SS</u>	<u>F</u>	<u>p</u>	<u>R</u> ²
Between	5	25.174	5.64	.0001***	.078
Within	332	296.517			
Total	337	321.691			
Expertise	1	12.057	13.50	.0003***	.037
Place Dependence	2	13.197	7.39	.0007***	.041
Expertise by Place Dep.	2	5.264	2.95	.0539	.016

Note. * $p < .05$. ** $p < .01$. *** $p < .005$.

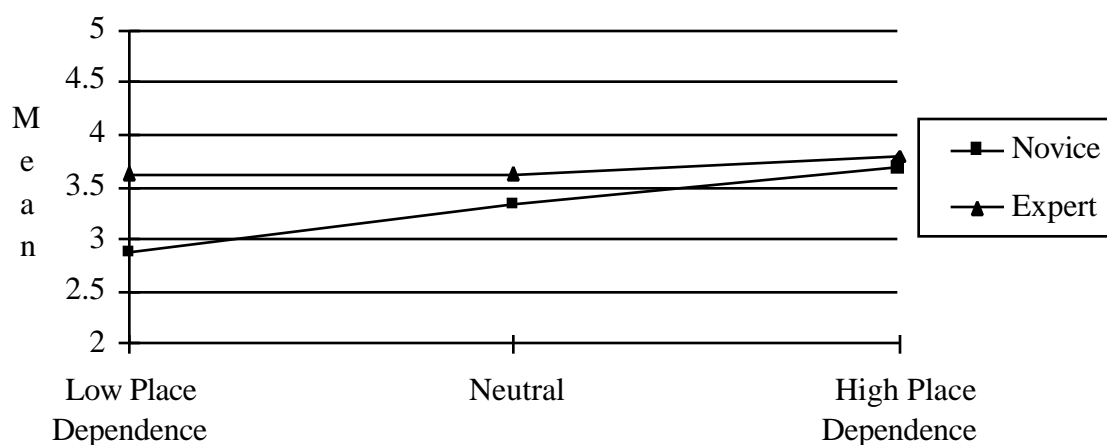


Figure 133: Interaction of Place Dependence and ROS Expertise for the Absorption Manner, Attention Dimension, Experience

Table 398

Tukey's Multiple Comparison Test using Place Dependence on the Absorption Manner,
Attention Dimension, Experience

Place Dependence	<u>M</u>	Tukey's Test
High Place Dependence	3.75	A
Neutral	3.50	A B
Low Place Dependence	3.33	B

Note. Means having different letters differ significantly at $p < .05$.

Interdependent Self-Construal Experience.

The interdependent self-construal experience is composed of three items: "understanding my companions' thoughts and feelings," "finding happiness in my companions achievements," and "finding harmony with my companions." Table 399 shows the number of people in each expertise/place dependence category. As Table 400 reports, both main effects were significant: expertise main effect, $F(1, 331) = 7.68, p < .01$; place dependence main effect, $F(2, 331) = 4.05, p < .05$. R^2 s were .022 and .023, respectively. Figure 134 shows a graph of the nonsignificant interaction effect. According to the Tukey's multiple comparison test (Table 401), recreationists with high place dependence rated the interdependent self-construal experience significantly higher than recreationists who were neutral ($M = 3.54$ and $M = 3.24$, respectively).

Table 399

Participant Classification for the Two-way ANOVA on the Interdependent Self-Construal Experience using Place Dependence and ROS Expertise

	Low Place Dependence	Neutral	High Place Dependence
ROS Expertise	<u>n</u>	<u>n</u>	<u>n</u>
Novice	35	48	57
Expert	55	66	76

Table 400

Two-way ANOVA on the Interdependent Self-Constructual Experience using Place
Dependence and ROS Expertise

Source	<u>df</u>	<u>SS</u>	<u>F</u>	<u>p</u>	<u>R</u> ²
Between	5	16.215	3.62	.0034***	.052
Within	331	296.643			
Total	336	312.858			
Expertise	1	6.883	7.68	.0059**	.022
Place Dependence	2	7.262	4.05	.0183*	.023
Expertise by Place Dep.	2	5.063	2.82	.0608	.016

Note. * $p < .05$. ** $p < .01$. *** $p < .005$.

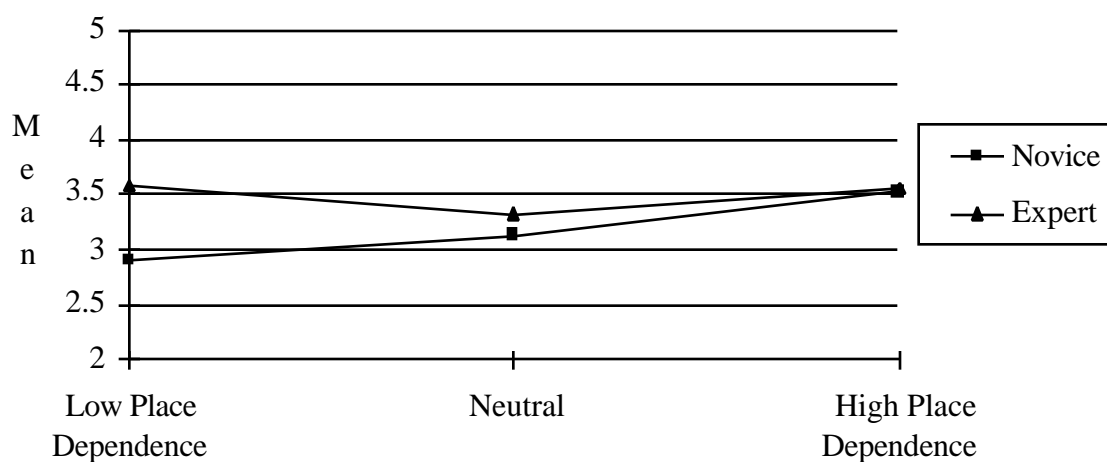


Figure 134: Interaction of Place Dependence and ROS Expertise for the Interdependent
Self-Constructual Experience

Table 401

Tukey's Multiple Comparison Test using Place Dependence on the Interdependent Self-
Construal Experience

Place Dependence	<u>M</u>	Tukey's Test
High Place Dependence	3.54	A
Low Place Dependence	3.31	A B
Neutral	3.24	B

Note. Means having different letters differ significantly at $p < .05$.

Vita

Gordon James Walker was born in Moose Jaw, Saskatchewan, Canada. He graduated from the University of Regina with a Bachelor's degree in Physical Activity Studies in 1990. He received his Master's degree in Recreation from Arizona State University in 1992, and his Ph.D. in Forestry, specializing in Outdoor Recreation, from Virginia Polytechnic Institute and State University in 1997. Gordon was an employee of the Moose Jaw Parks, Recreation and Culture Department for approximately 10 years; six years as a laborer and four years as a recreation program supervisor. He also served as a lecturer for two years at the University of Regina (Faculty of Physical Activity Studies). He is married to Janet Karyn Walker.